




While every care is taken in publishing this catalogue, the company will not be responsible for any error and omission.

This catalogue is the property of Hero Motocorp Ltd.
Copy right of this catalogue is reserved.



2



INDEX

INSTRUCTIONS
(Use of Parts Catalogue)

1

BLOCK INDEX

2

ENGINE GROUP


3

FRAME GROUP

4

PART NO. INDEX

5



4



INSTRUCTION FOR USE OF PARTS CATALOGUE

This parts catalogue is compiled of all service parts and Flat Rate Time (F.R.T.) for Hero Motocorp GLAMOUR PGM-FI Motorcycle.

I. How to order parts

1. Information required

Replacement parts orders must contain both the **part number** and the **stamped number(s)** as described below. This is because any changes and modifications of parts are registered at Hero Motocorp with the pertinent parts and stamped numbers.

Numbers needed

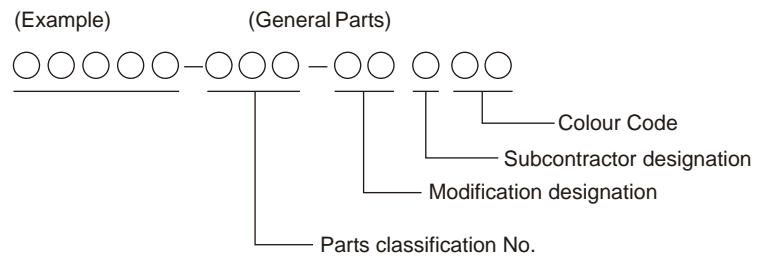
- (a) Carburettor parts : Part number and Stamped carburettor identification number.
- (b) Engine parts : Part number and Stamped engine number.
- (c) Frame parts : Part number and Stamped frame number.

2. Revision

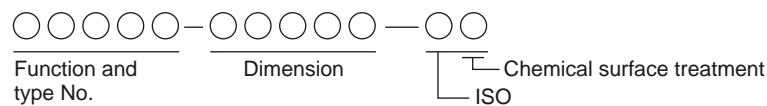
When modifications or additions to this Parts Catalogue are made, a news letters/revised edition will be issued at an appropriate time, with sucessively progressing revision numbers. We recommend obtaining such revisions in order to keep your Parts Catalogue up-to-date at all times. To check whether a Parts Catalogue revision has been issued, please contact SPARE PARTS DEPARTMENTS, Hero Motocorp Ltd.

II. How to read this Parts Catalogue

1. Make-up of the part number



(Example) Bolts, nuts and other standard parts



2. Colour codes

The colour code at the end of the part number indicates the colour. Code below ZA in alphabetical order (such as ZA, ZB, ZC, etc.) do not indicate the colour directly, but reference must be made to the Hero Motocorp code given in the description column of this Parts Catalogue.

COLOUR CODE	COLOUR DESCRIPTION
COLOUR REF.	MAIN BODY COLOUR
NH-1	BLACK (TYPE-1)
R-195C	CANDY BLAZING RED
YR-315M	SHIELD GOLD METALLIC

1

3. Abbreviations

The following abbreviations are used in this Parts Catalogue.

A.....Ampere	KMPHKilometers per hour
A.C.Alternating current	L (100L).....Link (100 Links)
A.M.....Attaching Mark	L.Left
ASSY.....Assembly	L.E.D.Light emitting diode
C.D.I.....Capacitive Discharge ignition	MM.....Millimeter
COMP.....Complete	MPH.....Miles per hour
D.C.Direct current	R.Right
EX.Exhaust	RR.....Rear
FR.Front	STD.....Standard
G.Gram	T (22T).Tooth (22Teeth)
GENGenerator	T.M.....Transcript Mark
Hex.....Hexagonal	V.....Volt
IN.....Inlet	W.....Watt
INC.....Including	

4. Dimensions

All dimensions are given in millimeters (mm) except in the case of steel balls, tyres and tyre tubes and wheel rims.

Parts	Example	Interpretation
Bolt (Screw)	6 x 12	6mm diameter, 12mm length
Pin	8 x 14	8mm diameter, 14mm length
O-Ring	9.5 x 1.6	9.5mm diameter, 1.6mm thickness
Oil Seal	14 x 24 x 5	14mm inside diameter, 24mm outside diameter, 5mm thickness
Tube	5 x 130	5mm inside diameter, 130mm length

5. Supercedence of parts

Part numbers given under the part name in the "Description" column indicate that the part number has been superceded by that part number. HERO HONDA may make such supercedence without notice.

6. Assemblies

Sections framed with broken lines in the exploded view drawings are available as complete assemblies. (Their individual parts can also be obtained.)

7. Required Quantity

The number given in the "Reqd. No." column indicates the quantity of parts used in the section described in that block.

Parts with quantities in () represent optional parts.

Part whose required number is "N", is a part whose required number can be selected at need.

8. Part modifications and applicable serial numbers

In case where a part has been modified, the serial number of the first vehicle (or frame, engine, carburettor) bearing the modification is listed in the "Serial No." Column.

9. Illustration

Illustration of parts given in parts catalogue diagrams are provided for convenience identifying parts and may differ from the actual configuration of parts.

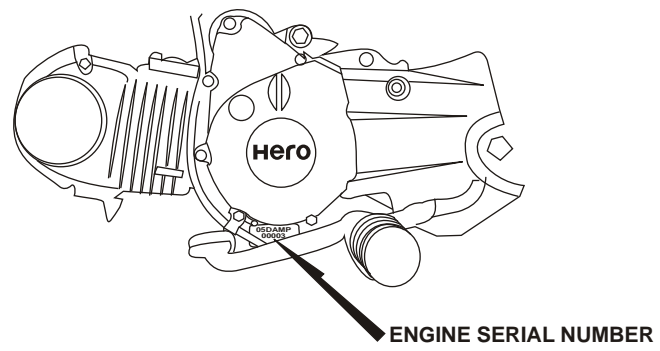
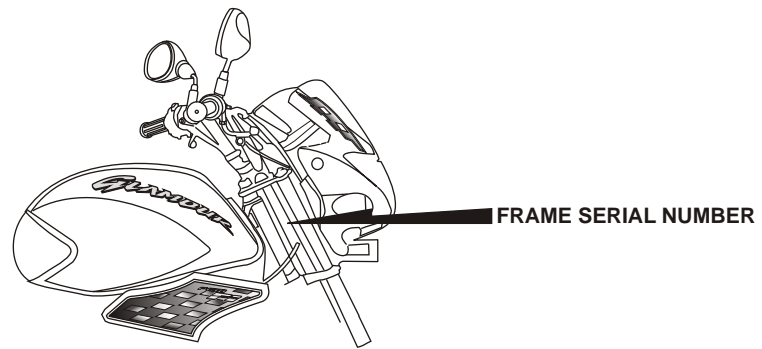
10. Models, area codes and applicable serial numbers

Models, area codes and applicable serial Nos. given in this parts catalogue can be identified as follows.

Example

Model	Area code	Type	Applicable Engine serial No.	Applicable Frame serial No.
GLAMOUR PGM-FI	ID	India	XXXEDYZX YYYYY	MBLXXXEYYZX YYYYY

11. Location of stamped serial number



III. How to use the Flat Rate Time (F.R.T.)

This F.R.T. (Flat Rate Time) is used to determine the standard labour time allowed for replacement of parts covered by the warranty during the period the warranty is in effect. The F.R.T. for those parts which are not listed herein should be determined from the operation closely related to the replacement of that part.

1. The F.R.T. is based on the following service conditions.

- a. A liberal allowance is added to the net servicing time.
- b. Standard times specified are based on the condition that the necessary servicing tools listed in the service manual (motorcycle) which describes the HERO HONDA service policies are available close at hand and the work is performed by a mechanic with normal skill.
- c. Time required for inspection and operational test following the servicing is included in the F.R.T.

2. Method of computing

The job times are listed in tenth of an hour to simplify computation.
 (Example) 0.3 = 18 minutes
 5.6 = 5 hours and 36 minutes

CONVERSION CHART			
Hours	Minutes	Hours	Minutes
0.1	6	0.6	36
0.2	12	0.7	42
0.3	18	0.8	48
0.4	24	0.9	54
0.5	30	1.0	60

3. Computing the F.R.T.

When several jobs are performed at the same time, make the calculation in the following manner.

a. Jobs of non duplicated nature

The F.R.T. for the job is obtained by totaling the F.R.T. for each part replaced.
 (Example) Replacement of cylinder and clutch spring.

SERVICE ITEM	F.R.T.
Cylinder	1.1
Clutch spring	0.7

The F.R.T. For the job is : $1.1+0.7=1.8$

b. Jobs of duplicated nature

Take the F.R.T. For the last part to be replaced.
 (Example) Replacement of piston and cylinder head gasket.

SERVICE ITEM	F.R.T.
Cylinder head gasket	0.9
Piston	1.3

The F.R.T. for the job is : 1.3

c. Jobs of partially related nature

Total up the F.R.T. For all of the parts replaced and then subtract the F.R.T. for the duplicated operation.
 (Example) Replacement of gearshift drum and crankshaft assembly.

SERVICE ITEM	F.R.T.
Gear Shift Drum	*3.3
Crank Shaft	*3.7
Crankcase Disassembly	*3.2

The F.R.T. for the job is : $(3.3+3.7)-3.2=3.8$

Crankcase disassembly is the duplicated operations.

The F.R.T. Shown with () includes engine removal and installation.

4. Operations other than replacing parts

a. Removed and installation

NO.	SERVICE ITEM	F.R.T.
1.	Engine	1.3
2.	Cylinder head	0.9

b. Adjustment, measurement and cleaning

Engine

NO.	SERVICE ITEM	F.R.T.
1.	Ignition timing - inspection	0.2
2	Spark plug – adjustment and cleaning	0.1
3	Tappet adjustment	0.2
4	Engine oil – inspection (excluding oil change)	0.1
5	Clutch – adjustment	0.1
6	Cleaner element – cleaning	0.2
7	Compression – pressure measurement	0.1
8	Battery – checking of electrolyte level and gravity	0.1
9	Oil filter cleaning	0.5
10	Throttle operation – adjustment	0.1

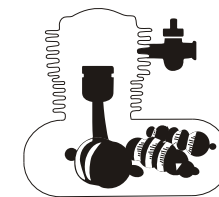


Frame

NO.	SERVICE ITEM	F.R.T.
1	Front brake – adjustment	0.1
2	Rear brake – adjustment	0.1
3	Brake – operation test	0.1
4	Headlight – aimings	0.1
5	Drive chain (includes tension adjustment however, does not include sprocket)	0.1

c. Overhaul

NO.	SERVICE ITEM	F.R.T.

BLOCK INDEX – ENGINE GROUP









E-1 CYLINDER HEAD 19
 E-2 CYLINDER 20
 E-3 CAMSHAFT/VALVE 21

E-4 CAM CHAIN TENSIONER 22
 E-5 RIGHT CRANKCASE COVER 23
 E-6 CLUTCH..... 24-25
 E-7 LEFT CRANKCASE COVER..... 26
 E-7A LEFT CRANKCASE COVER (SELF START) ... 27
 E-7B A.C. GEN. ASY..... 28
 E-7C A.C. GEN. ASY/STARTING CLUTCH(S.STRT).. 29
 E-7D STARTER MOTOR (SELF START)..... 30

E-8 CRANK CASE..... 31
 E-8A OIL PUMP 32
 E-9 CRANK SHAFT/PISTON 33-34
 E-10 TRANSMISSION 35-36
 E-11 KICK STARTER..... 37
 E-12 GEAR SHIFT..... 38
 E-13 INJECTOR ASSY., FUEL 39-40

2

BLOCK INDEX – FRAME GROUP

		
<p>F-1 LIGHT ASSY. HEAD..... 29-30 F-2 SPEEDOMETER/CABLE/KEY SET 31-32 F-3 HANDLE LEVER/SWITCH/..... CONTROL CABLE 33-35 F-4 HANDLE PIPE/TOP BRIDGE..... 37 F-5 STEERING STEM 38 F-6 RRONT FENDER..... 39 F-7 FRONT FORK 40</p>	<p>F-8 FRONT BRAKE PANEL..... 41 F-9 FRONT WHEEL (DRUM)..... 43 F-9A FRONT WHEEL (DISC) 51 F-10 REAR BRAKE PANEL 44 F-11 REAR WHEEL..... 45</p>	<p>F-12 SEAT ASSY./RR COWL/RR GRIP 36-38 F-13 FUEL TANK..... 39-40 F-14 SIDE COVER..... 41 F-15 AIR CLEANER 42-43</p>
		
<p>F-16 MUFFLER EXH..... 46 F-17 STEP ASSY./KICK STARTER GEAR CHANGE PEDAL SITE STAND..... 47-48 F-18 MAIN STAND/PADEL BRAKE 49 F-19 SWINGARM/CHAIN CASE 48 F-20 RR CUSHION 50</p>	<p>F-21 REAR FENDER..... 51 F-22 WINKERS..... 51-52 F-23 TAIL LIGHT 53 F-24 WIRE HARNESS/BATTERY 54-55</p>	<p>F-25 FRAME BODY/UTILITY BOX..... 58-60 F-26 TOOLS..... 55 F-27 STRIPES/MARKS/..... EMBLEMS..... 61-72 F-28 GUARD ENGINE 73 F-29 GUARD SARI..... 74 F-30 MARK CAUTION 75</p>

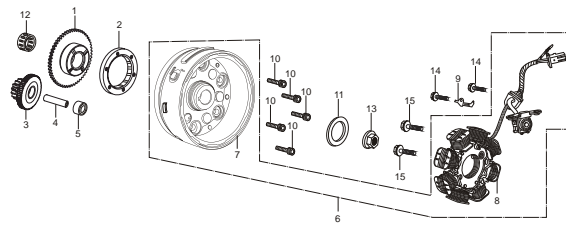
BLOCK INDEX – ENGINE GROUP

<p>E-1 19</p>	<p>E-2 20</p>	<p>E-3 21</p>
<p>E-4 22</p>	<p>E-5 23</p>	<p>E-6 24</p>
<p>E-7 26</p>	<p>E-7A 27</p>	<p>E-7B 28</p>

BLOCK INDEX – ENGINE GROUP

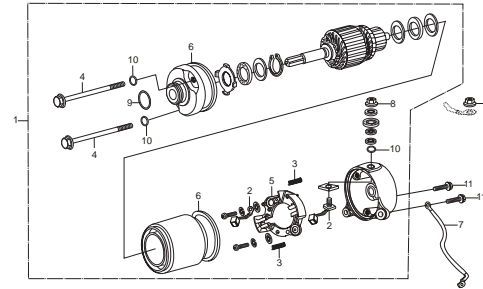
E-7C

29



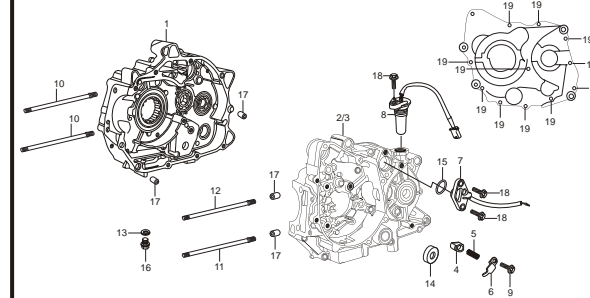
E-7D

30



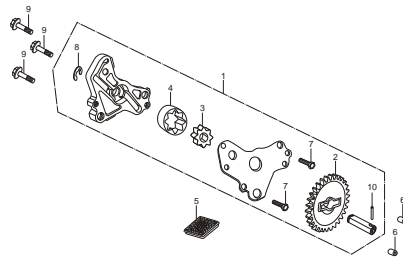
E-8

31



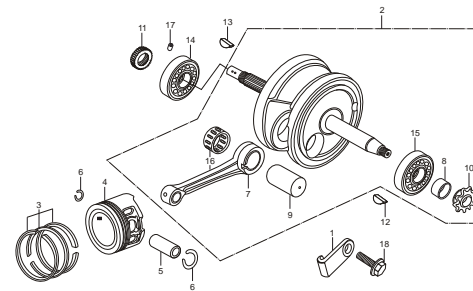
E-8A

32



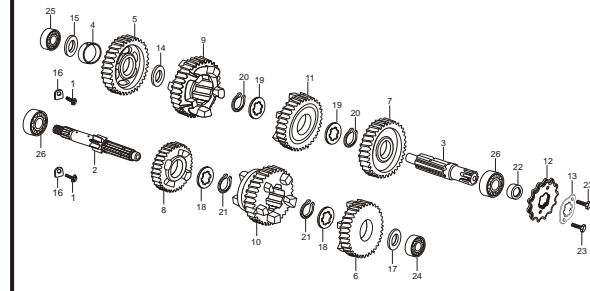
E-9

33



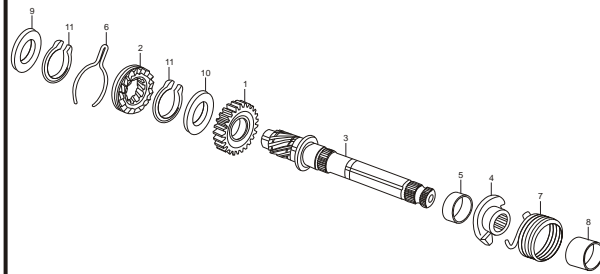
E-10

35



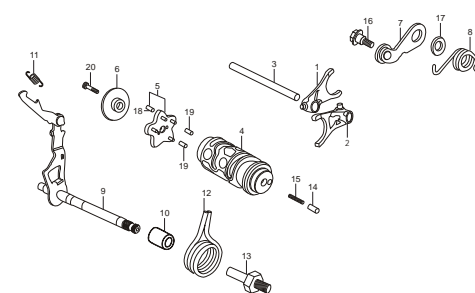
E-11

37



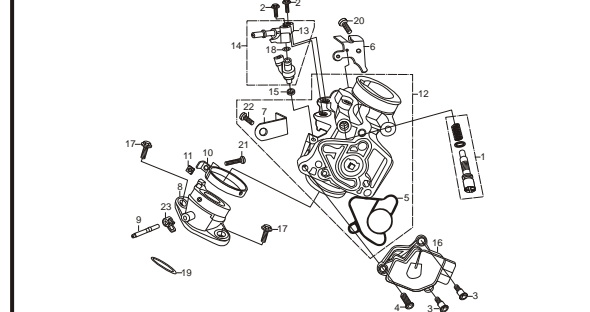
E-12

38



E-13

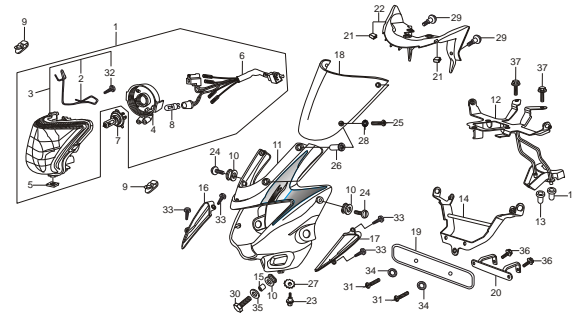
39



BLOCK INDEX – FRAME GROUP

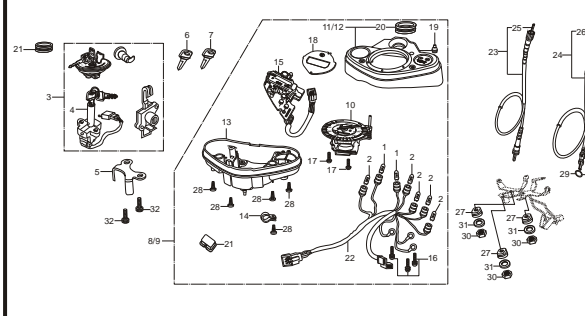
F-1

42



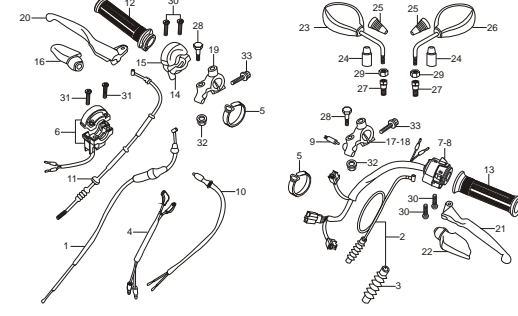
F-2

44



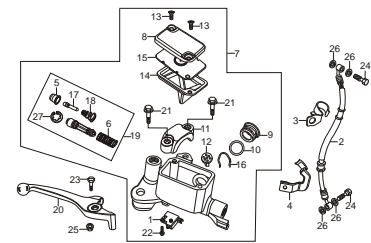
F-3

46



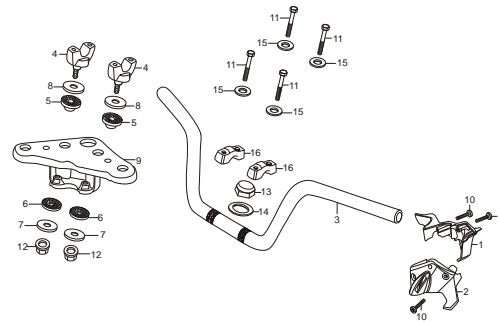
F-3A

48



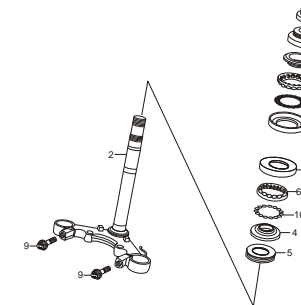
F-4

50



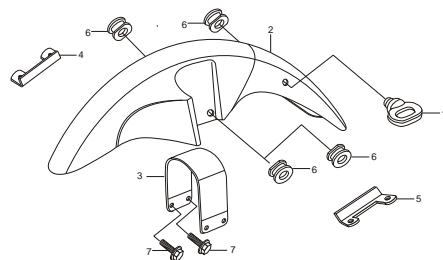
F-5

51



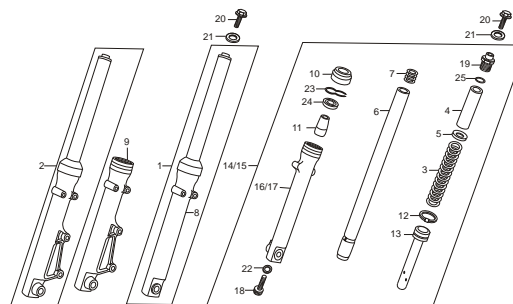
F-6

52



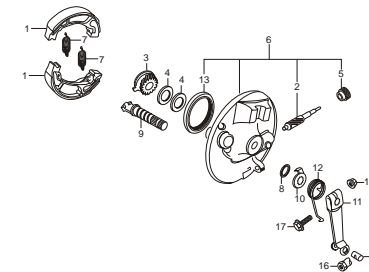
F-7

53

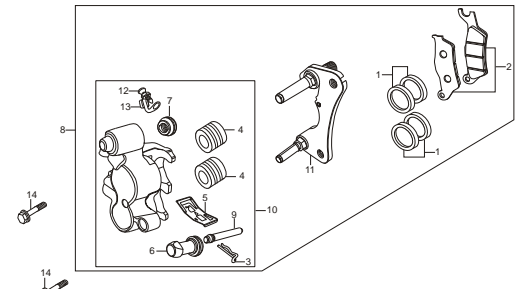
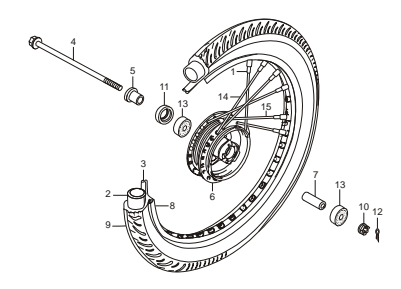
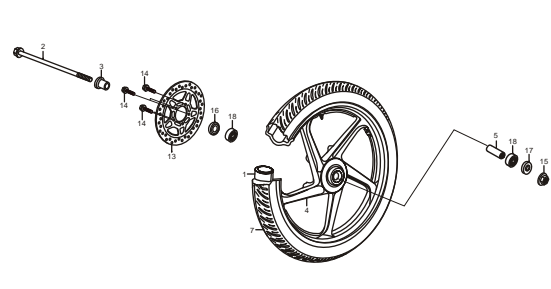
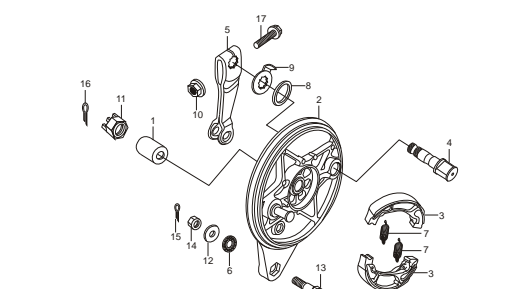
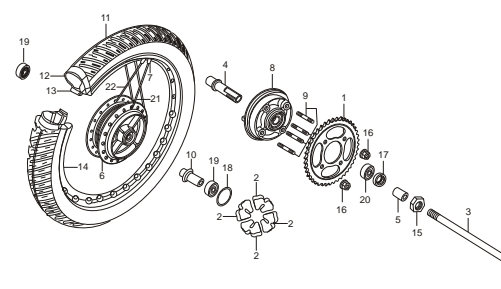
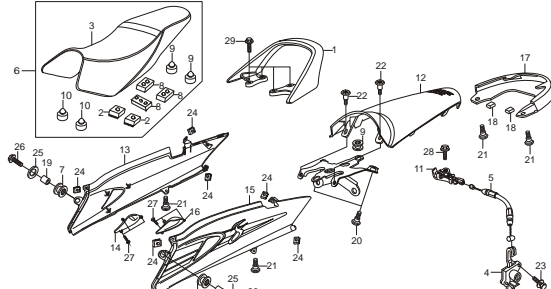
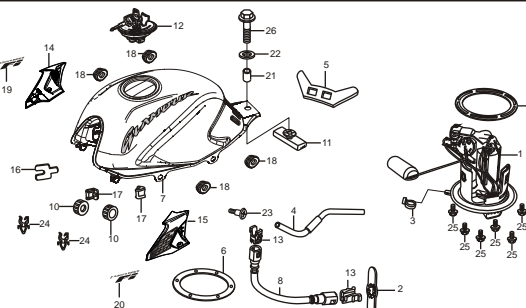
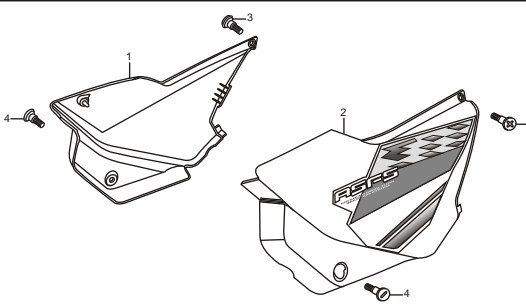
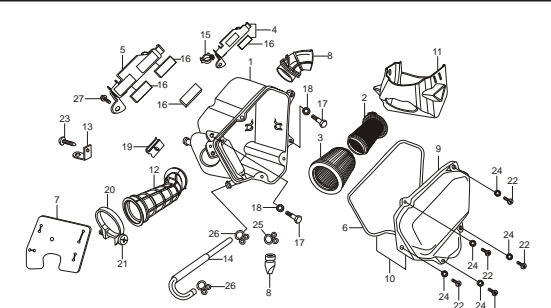


F-8

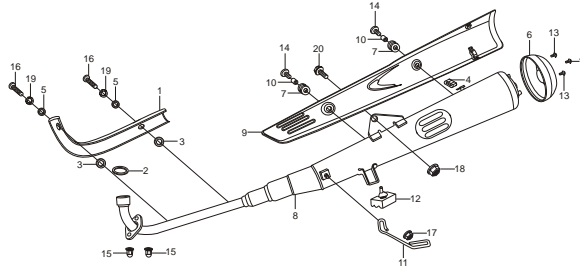
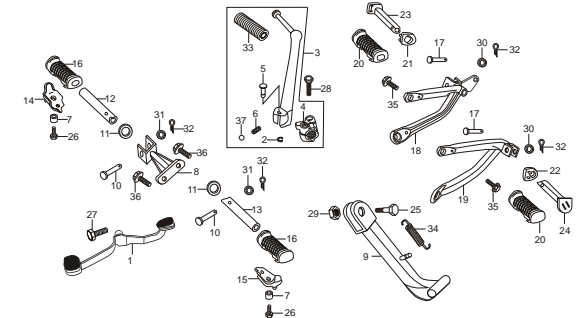
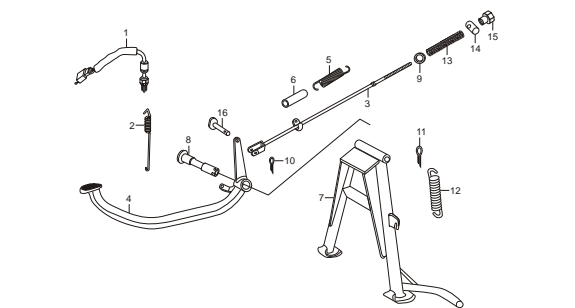
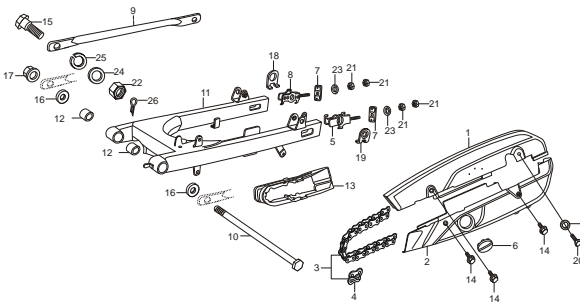
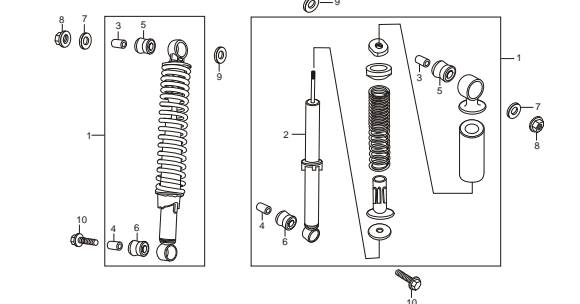
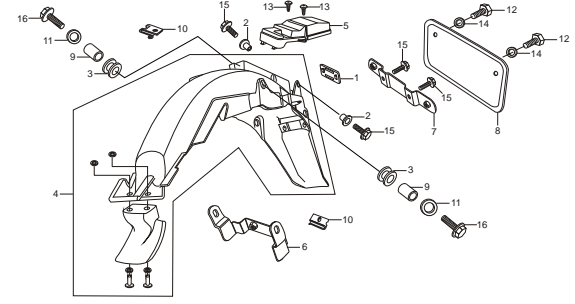
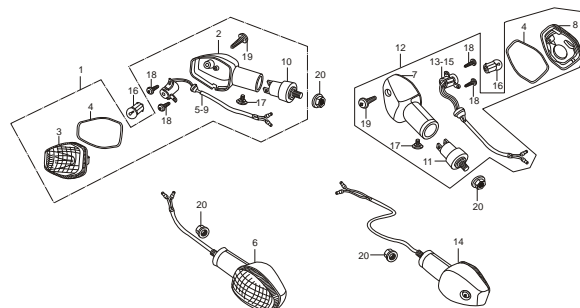
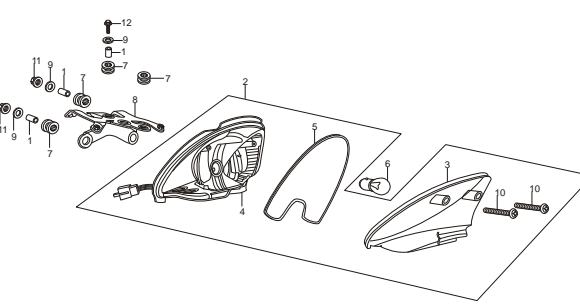
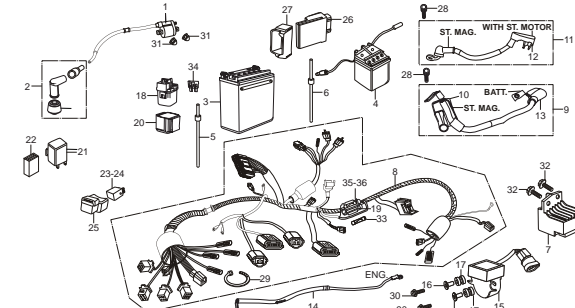
55



BLOCK INDEX – FRAME GROUP

<p>F-8A 56</p>	<p>F-9 57</p>	<p>F-9A 58</p>
		
<p>F-10 60</p>	<p>F-11 61</p>	<p>F-12 63</p>
		
<p>F-13 65</p>	<p>F-14 67</p>	<p>F-15 68</p>
		

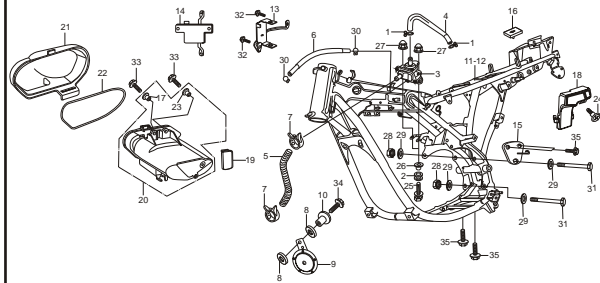
BLOCK INDEX – FRAME GROUP

F-16 70	F-17 71	F-18 73
		
F-19 74	F-20 76	F-21 77
		
F-22 78	F-23 80	F-24 81
		

BLOCK INDEX – FRAME GROUP

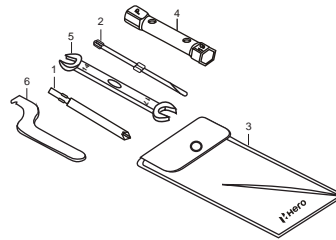
F-25

83



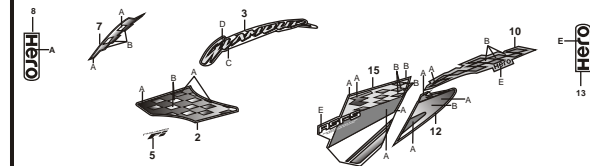
F-26

85



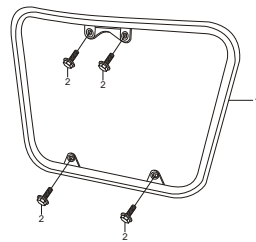
F-27

86



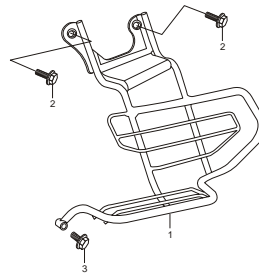
F-28

103




F-29

104

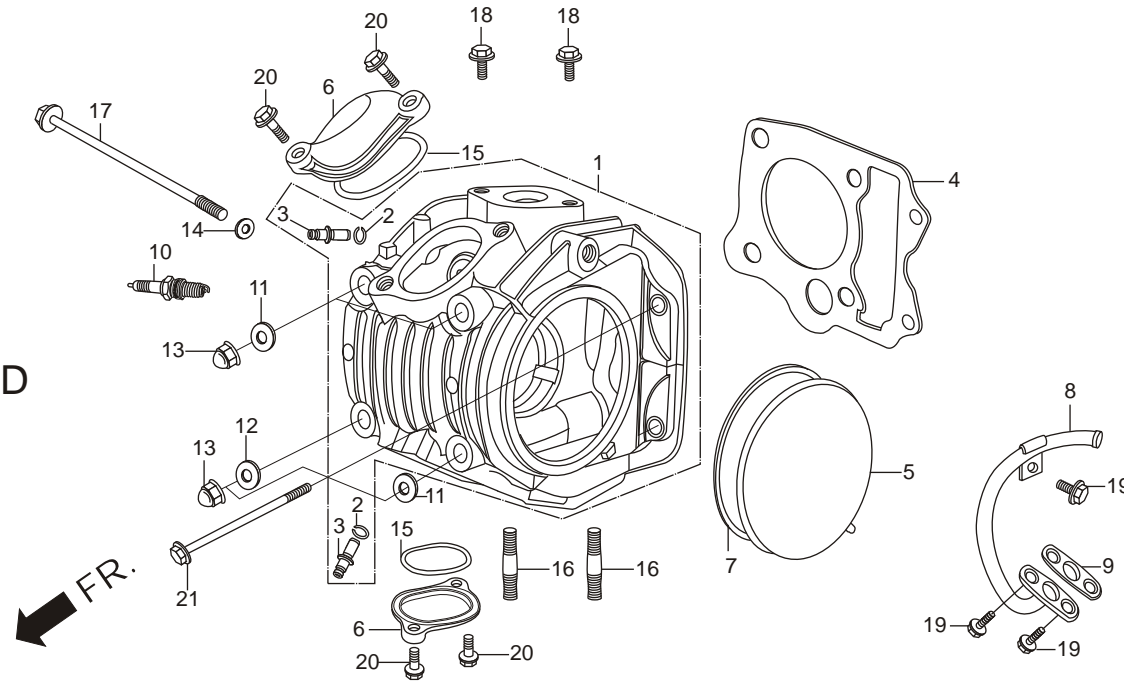


F-30

105



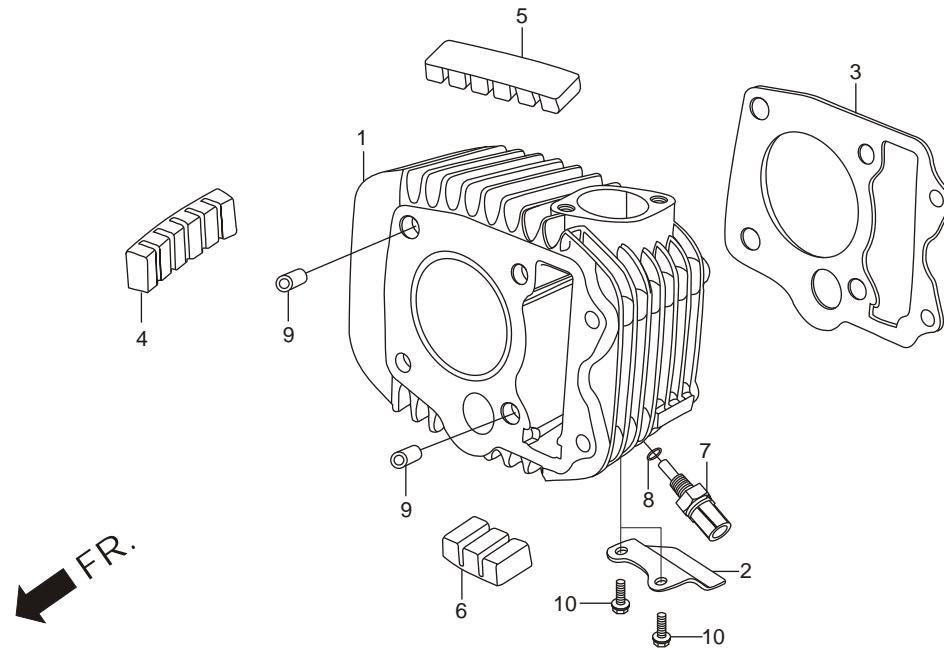
E - 1 CYLINDER HEAD



Service Item	F.R.T.	Ref. No.	Part No.	Description	Reqd. No.	
					GLAMOUR FI	
					DRUM KICK	DISC SELF
*HEAD COMP. CYLINDER	1.6	1	12200-KTR-A40	HEAD COMP., CYLINDER	1	1
*GASKET, CYLINDER HEAD		2	12213-KSP-910	CLIP, VALVE GUIDE	2	2
*COVER, 'L' CYLINDER HEAD SIDE	0.2	3	12237-KPH-305	GUIDE, VALVE (O.S.)	2	2
*SPARK PLUG	0.1	4	12251-KPH-901	GASKET, CYLINDER HEAD	1	1
*INSULATOR, CARBURETTOR	0.2	5	12341-KTC-A20	COVER, LEFT CYLINDER HEAD SIDE	1	1
*PIPE COMP. INLET	0.3	6	12361-KTC-A20	COVER, TAPPET ADJUSTING HOLE	2	2
		7	12395-KPH-901	GASKET, LEFT CYLINDER HEAD SIDE COVER	1	1
		8	18640-KTC-900	PIPE COMP, AIR FEED	1	1
		9	18645-MT4-730	GASKET, AIR FEED PIPE	1	1
		10	31916-KPH-901	SPARK, PLUG (CPR6E-A9).....	1	1
		11	90441-286-000	WASHER, SEALING, 8 MM	3	3
		12	90441-ME9-000	WASHER, SEALING, 8 MM	1	1
		13	90443-107-000	NUT, CAP, 8 MM.....	4	4
		14	90461-357-000	WASHER, SEALING, 12 MM	1	1
		15	91372-KPH-900	O-RING, TAPPET ADJUSTING.....	2	2
		16	92900-08028-OE	BOLT STUD II 8X28	2	2
		17	95701-06110-00	BOLT FLANGE, 6X110.....	1	1
		18	96001-06014-00	BOLT FLANGE, SH. 6X14.....	2	2
		19	96001-06016-00	BOLT FLANGE, SH. 6X16.....	3	3
		20	96001-06020-00	BOLT FLANGE, SH. 6X20.....	4	4
		21	96001-06095-00	BOLT FLANGE, SH. 6X95.....	2	2

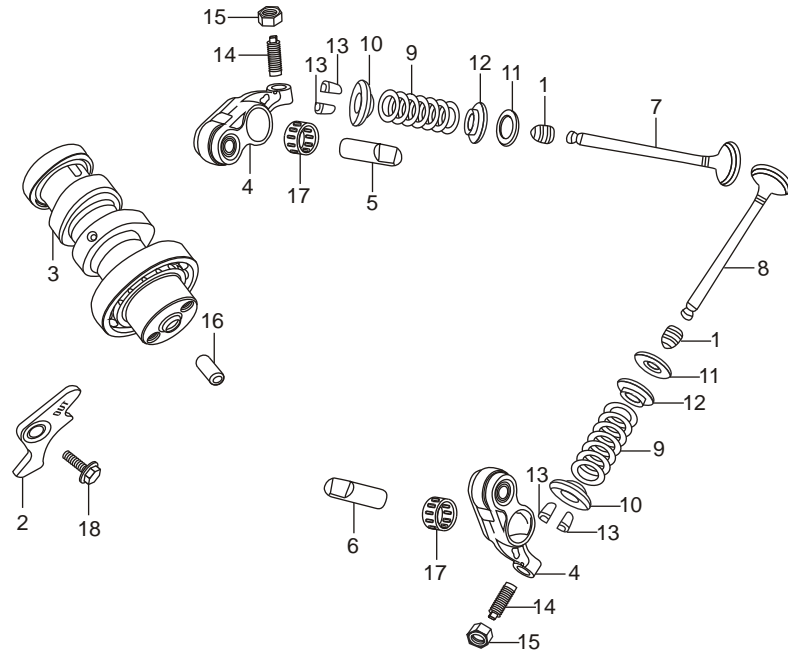
3

E - 2 CYLINDER



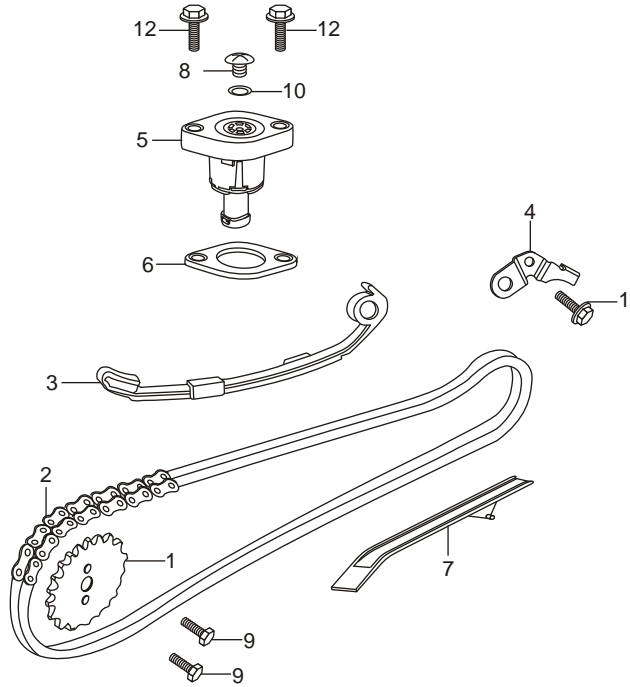
Service Item	F.R.T.	Ref. No.	Part No.	Description	Reqd. No.	
					GLAMOUR FI	
					DRUM	DISC
					KICK	SELF
*CYLINDER.....	1.2	1	12100-KTR-A40	CYLINDER COMP.	1	1
*GASKET, CYLINDER	1.1	2	12185-KTR-941	PLATE, GUARD.....	1	1
		3	12191-KPH-901	GASKET, CYLINDER	1	1
		4	12195-KPH-900	RUBBER, INSERT A.....	1	1
		5	12196-KPH-900	RUBBER, INSERT B	1	1
		6	12197-KPH-900	RUBBER, INSERT C	1	1
		7	37750-KPH-701	SENSOR ASSY. T-OIL.....	1	1
		8	90443-MB0-000	WASHER SEALING, 10MM.....	1	1
		9	94301-10120	DOWEL, PIN, 10X12	2	2
		10	95701-06014-00	BOLT FLANGE, 6X14.....	2	2

E - 3 CAM SHAFT/VALVE



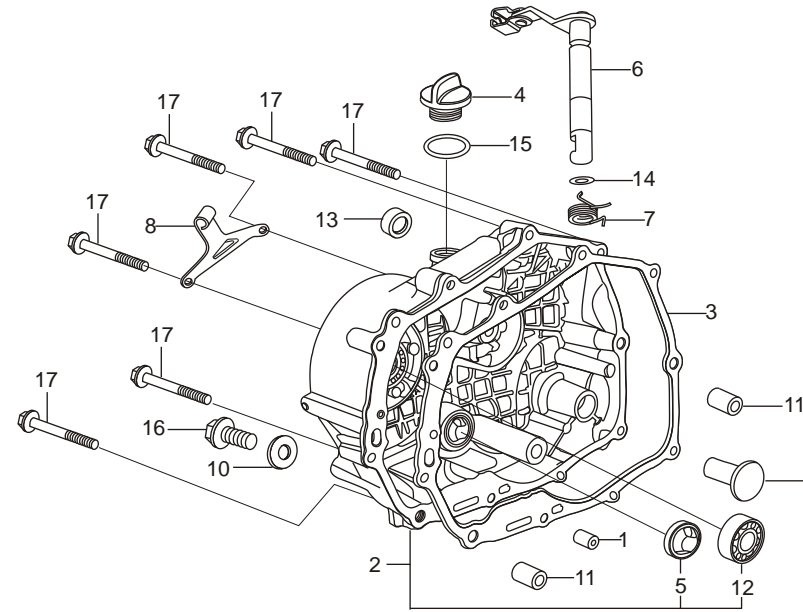
Service Item	F.R.T.	Ref. No.	Part No.	Description	Reqd. No.	
					GLAMOUR FI	
					DRUM	DISC
					KICK	SELF
* SHAFT COMP., CAM.....	0.7	1	12209-GB4-685	SEAL, VALVE STEM	2	2
* ARM, VALVE ROCKER	1.1	2	12211-KPH-900	PLATE, STOPPER	1	1
(ONE OR ALL).....		3	14100-KTC-900	SHAFT COMP., CAM.....	1	1
* VALVE	1.4	4	14430-KTC-900	ARM COMP., VALVE ROCKER.....	2	2
(ADD 0.2 FOR EACH)		5	14451-KTC-900	SHAFT, IN. ROCKER ARM	1	1
(INC. REFACING).....		6	14452-KTC-900	SHAFT, EXH. ROCKER ARM.....	1	1
(EXC. VALVE GUIDE REPLACEMENT)		7	14711-KTC-900	VALVE, INLET	1	1
* SPRING, VALVE		8	14721-KTC-900	VALVE, EXH	1	1
		9	14751-KPH-900	SPRING, VALVE.....	2	2
		10	14771-GB4-680	RETAINER, VALVE SPRING	2	2
		11	14775-KFM-900	SEAT VALVE ,SPRING OUTER	2	2
		12	14776-KPH-900	SEAT VALVE, SPRING	2	2
		13	14781-MA6-000	COTTER, VALVE	4	4
		14	90012-333-000	SCREW, TAPPET ADJUSTING.....	2	2
		15	90206-001-000	NUT, TAPPET ADJUSTING	2	2
		16	90702-GB6-910	PIN, DOWEL, 8X12	1	1
		17	91105-KTC-900	BRG., ROCKER ARM SHAFT	2	2
		18	95701-06012-00	BOLT, FLANGE, 6X12	1	1

E - 4 CAM CHAIN TENSIONER



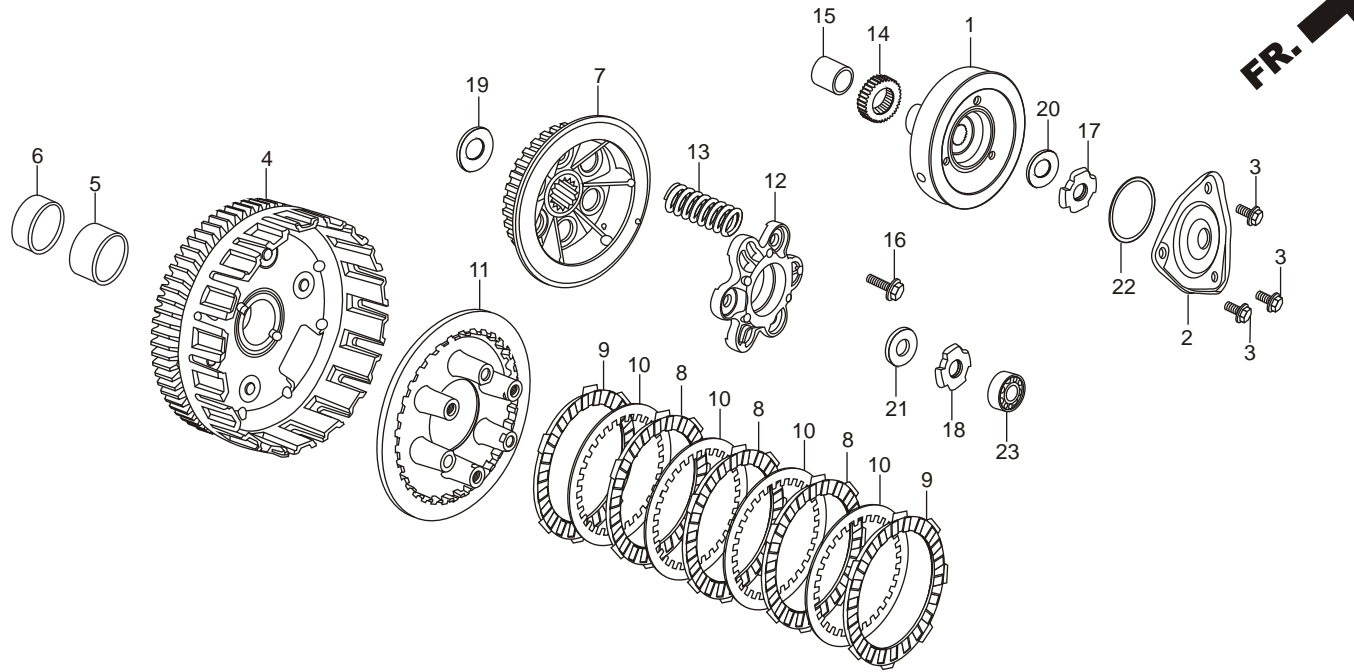
Service Item	F.R.T.	Ref. No.	Part No.	Description	Reqd. No.	
					GLAMOUR FI	
					DRUM	DISC
					KICK	SELF
*SPROCKET, CAM(34T).....	0.7	1	14321-KTC-900	SPROCKET, CAM (34T).....	1	1
*CHAIN, CAM.....	1.6	2	14401-KTC-900	CHAIN, CAM	1	1
*TENSIONER ASSY. CAM CHAIN.....	1.7	3	14510-KTC-901	TENSIONER ASSY. CAM CHAIN	1	1
*LIFTER ASSY. TENSIONER.....	0.4	4	14515-KTC-901	PLATE, TENSIONER SET.....	1	1
*GASKET TENSIONER LIFTER		5	14520-KTC-902	LIFTER ASSY., TENSIONER	1	1
*GUIDE CAM CHAIN.....	2.8	6	14560-KSP-910	GASKET, TENSIONER LIFTER	1	1
		7	14610-KPH-900	GUIDE, CAM CHAIN	1	1
		8	90005-KY7-000	SCREW, PAN, 6X6	1	1
		9	90083-KVH-900	BOLT, KNOCK, 5 MM	2	2
		10	91306-MG3-000	O-RING, 1.5 X 9.5	1	1
		11	95701-06014-00	BOLT, FLANGE, 6X14	1	1
		12	96001-06022-00	BOLT, FLANGE, SH. 6X22	2	2

E - 5 RIGHT CRANK CASE COVER



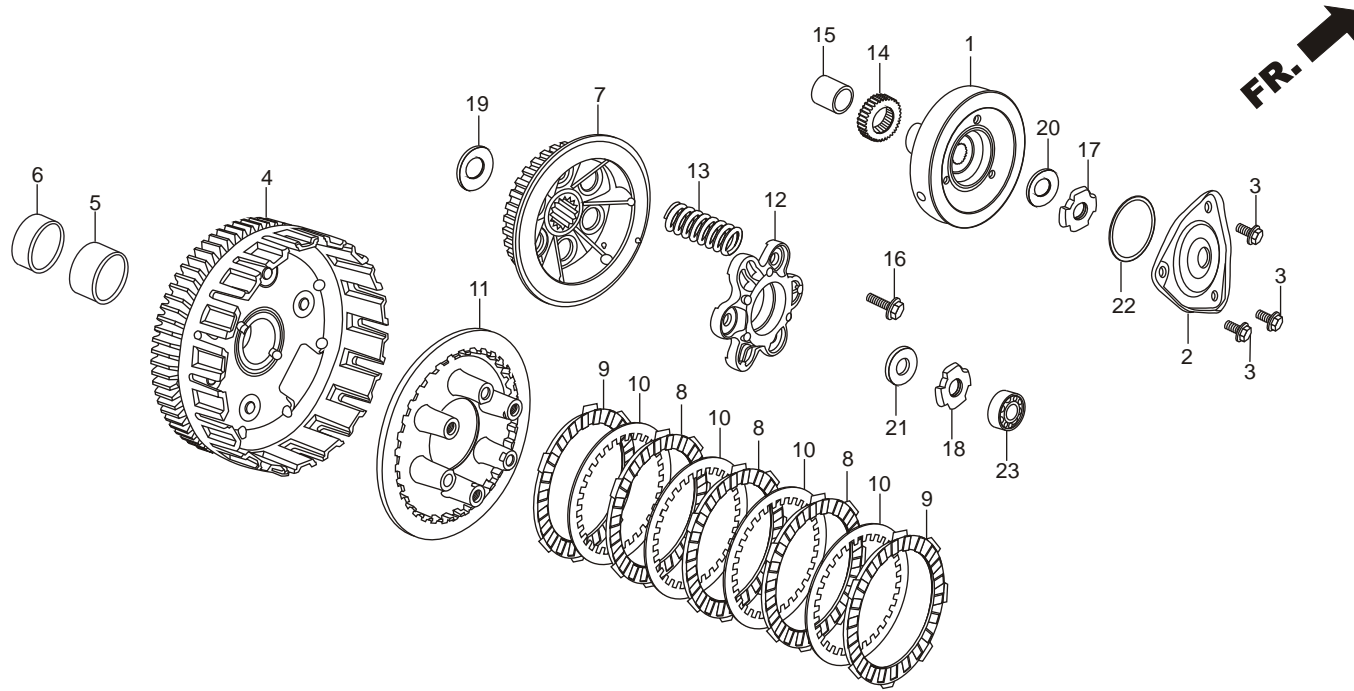
Service Item	F.R.T.	Ref. No.	Part No.	Description	Reqd. No.	
					GLAMOUR FI	
					DRUM	DISC
					KICK	SELF
*COVER COMP., 'R' CRANK CASE	0.8	1	11133-KPH-900	OIL JET 0.8 MM	1	1
*GASKET, 'R' CRANK CASE COVER ...	0.6	2	11330-AAN-H00	COVER COMP., R CRANK CASE	1	1
*LEVER COMP., CLUTCH	0.7	3	11394-KPH-901	GASKET, R CRANK CASE COVER	1	1
(INC. RELATIVE PART).....		4	15611-KTC-900	CAP, OIL FILTER	1	1
*OIL SEAL 16X28X7		5	15661-KTC-900	FINDER, OIL LEVEL	1	1
		6	22810-KTC-900	LEVER COMP., CLUTCH	1	1
		7	22815-166-000	SPRING, CLUTCH LEVER.....	1	1
		8	22821-KTC-940	RECEIVER, CLUTCH CABLE	1	1
		9	22847-KCC-900	ROD, CLUTCH LIFTER	1	1
		10	90463-KRM-840	WASHER, SEALING 6.2 MM.....	1	1
		11	90702-GB6-910	PIN, DOWEL, 8X12.....	2	2
		12	91007-KPH-901	BRG., BALL RADIAL 6001 U SPL.	1	1
		13	91204-MC7-003	OIL SEAL, 16X28X7	1	1
		14	91303-719-000	O-RING, 9MM	1	1
		15	91307-035-000	O-RING, 18X3.....	1	1
		16	95701-06012-00	BOLT, FLANGE, 6X12.....	1	1
		17	96001-06040-00	BOLT, FLANGE, SH. 6X40.....	10	10

E - 6 CLUTCH



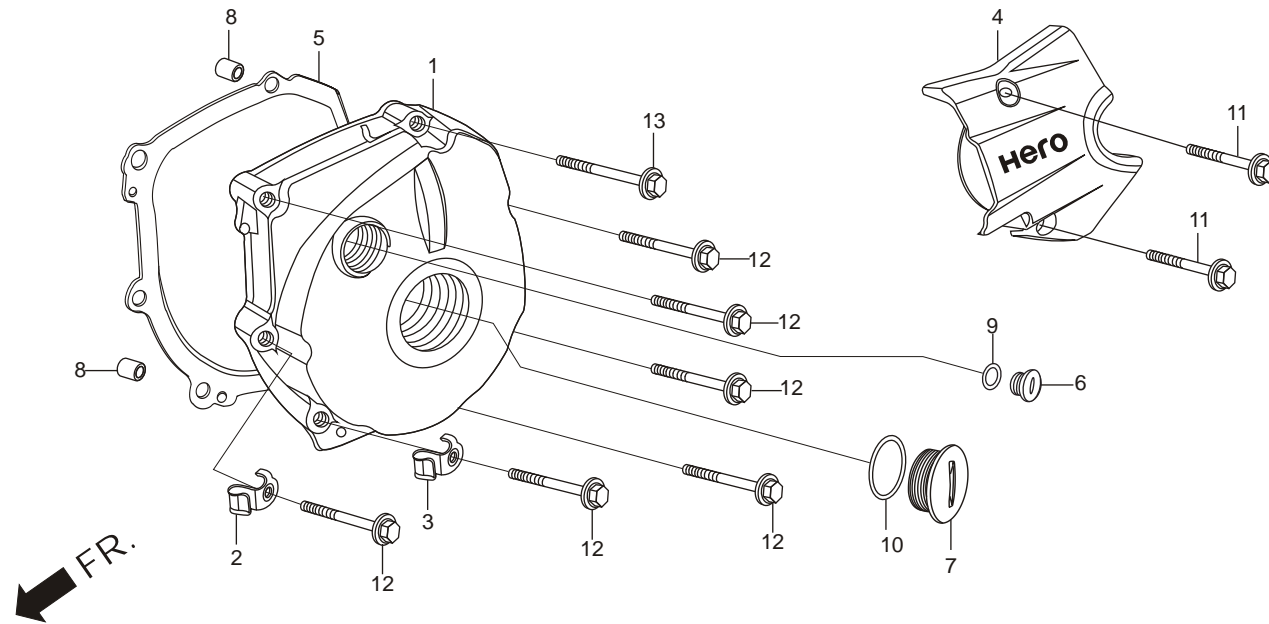
Service Item	F.R.T.	Ref. No.	Part No.	Description	Reqd. No.	
					GLAMOUR FI	
					DRUM	DISC
					KICK	SELF
* ROTOR, OIL FILTER	0.9	1	15431-KTC-901	ROTOR, OIL FILTER	1	1
* COVER, OIL FILTER	0.7	2	15441-KTC-900	COVER, OIL FILTER	1	1
* OUTER COMP., CLUTCH	1.2	3	15441-KTC-900A	BOLT FLANGE 6X14 (PRE COATING)	3	3
* CENTER COMP. CLUTCH		4	22100-KTC-902R	OUTER, COMP. CLUTCH	1	1
* DISC B CLUTCH FRICTION		5	22115-KPG-T00	GUIDE, CLUTCH OUTER	1	1
(ONE OR ALL)		6	22116-KPG-T00	COLLAR, CLUTCH OUTER	1	1
(INC. RELATIVE PART)		7	22120-KTC-900	CENTER, COMP. CLUTCH	1	1
* PLATE, CLUTCH PRESSURE		8	22201-KPG-T00	DISC, CLUTCH FRICTION	3	3
* PLATE, CLUTCH LIFTER		9	22205-KPG-T00	DISC 'B', CLUTCH FRICTION	2	2
* SPRING CLUTCH (ONE OR ALL)		10	22321-KE8-000	PLATE, CLUTCH	4	4
		11	22350-KPG-T00	PLATE, CLUTCH PRESSURE	1	1
		12	22361-KPG-T00	PLATE, CLUTCH LIFTER	1	1
		13	22401-KPH-900	SPRING, CLUTCH	6	6
		14	23121-KGH-900	GEAR 'C', PRIMARY DRIVE (YELLOW)	1	1
		15	23125-KTC-901	COLLAR, PRIMARY DRIVE	1	1
		16	90050-KPH-900	SPECIAL BOLT, FLANGE, 6X20	3	3
		17	90231-087-010	NUT, LOCK, 14 MM	1	1
		18	90231-KM7-700	NUT, LOCK, 14 MM	1	1

E - 6 CLUTCH



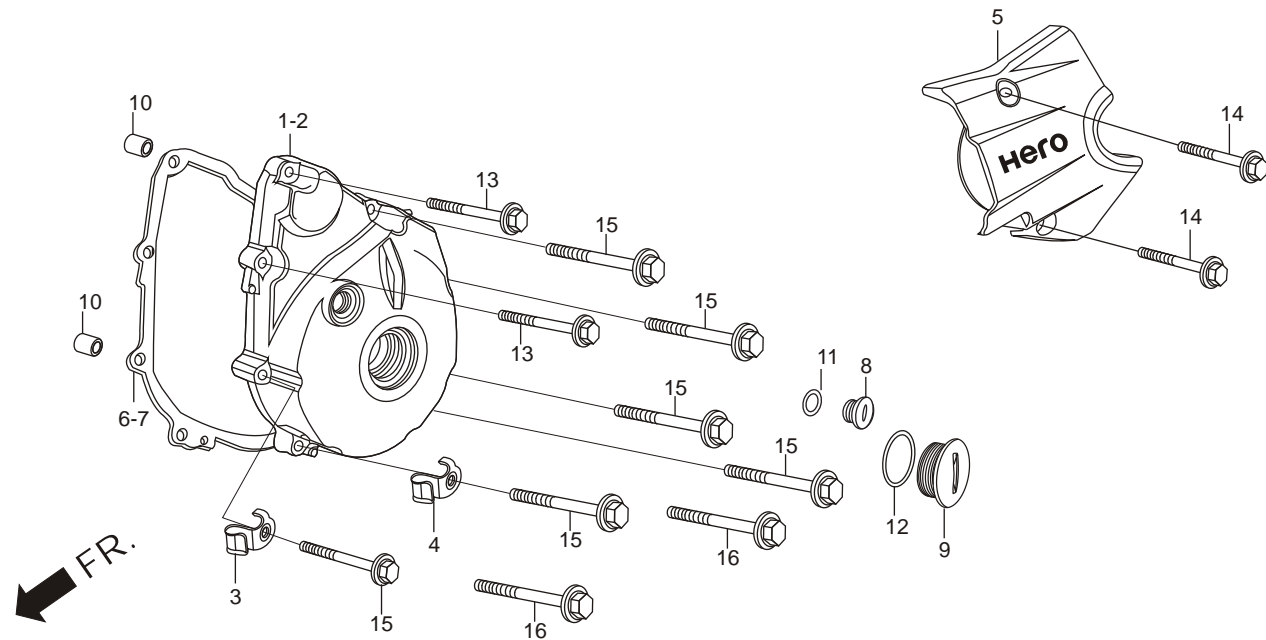
Service Item	F.R.T.	Ref. No.	Part No.	Description	Reqd. No.	
					GLAMOUR FI	
					DRUM	DISC
					KICK	SELF
* ROTOR, OIL FILTER	0.9	19	90403-KPH-900	WASHER THRUST, 17 MM	1	1
* COVER, OIL FILTER	0.7	20	90432-086-000	WASHER, LOCK 'B'	1	1
* OUTER COMP. CLUTCH	1.2	21	90501-GBL-730	WASHER, 14 MM	1	1
* CENTER COMP. CLUTCH		22	91301-KTC-900	O-RING, 49.5 X1.7	1	1
* DISC B CLUTCH FRICTION		23	96100-62000-00	BRG., BALL RADIAL	1	1
(ONE OR ALL)						
(INC. RELATIVE PART)						
* PLATE, CLUTCH PRESSURE						
* PLATE, CLUTCH LIFTER						
* SPRING CLUTCH (ONE OR ALL)						

E - 7 LEFT CRANK CASE COVER



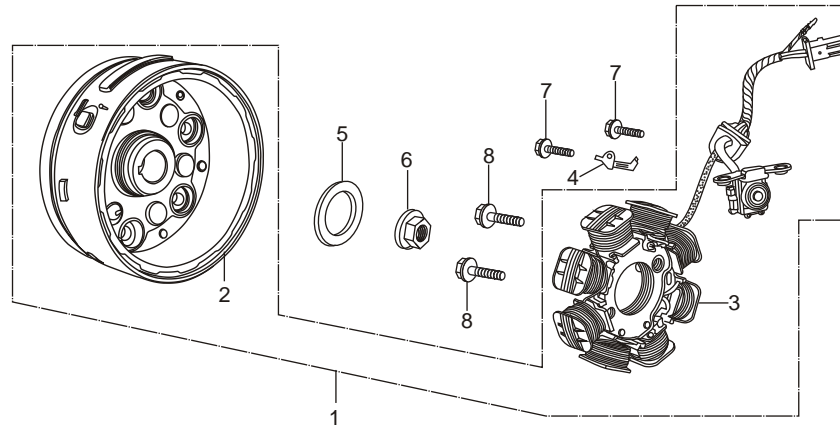
Service Item	F.R.T.	Ref. No.	Part No.	Description	Reqd. No.	
					GLAMOUR FI	
					DRUM	DISC
					KICK	SELF
*COVER LEFT CRANK CASE	0.9	1	11341-AAN-H00	COVER, LEFT CRANK CASE	1	-
*COVER COMP. L REAR.....	0.1	2	11346-KTR-940	CLAMPER A, OIL TEMP. SENSOR CORD.....	1	-
*GASKET L CRANK CASE COVER	0.6	3	11347-KTR-940	CLAMPER B, OIL TEMP. SENSOR CORD	1	-
		4	11360-KTC-A20	COVER, COMP. L REAR	1	-
		5	11395-KPH-901	GASKET, L CRANK CASE COVER	1	-
		6	90084-KWA-930	CAP, ACG	1	-
		7	90087-KTC-A20	CAP, 30 MM	1	-
		8	90702-GB6-910	PIN, DOWEL, 8X12.....	2	-
		9	91303-377-000	O-RING, 13.8X2.5.....	1	-
		10	91356-KGH-901	O-RING, 30 MM	1	-
		11	96001-06025-00	BOLT, FLANGE, SH 6X25.....	2	-
		12	96001-06035-00	BOLT, FLANGE, SH.6X35.....	6	-
		13	96001-06040-00	BOLT, FLANGE, SH.6X40.....	1	-

E - 7A
LEFT CRANK
CASE COVER
(SELF START)



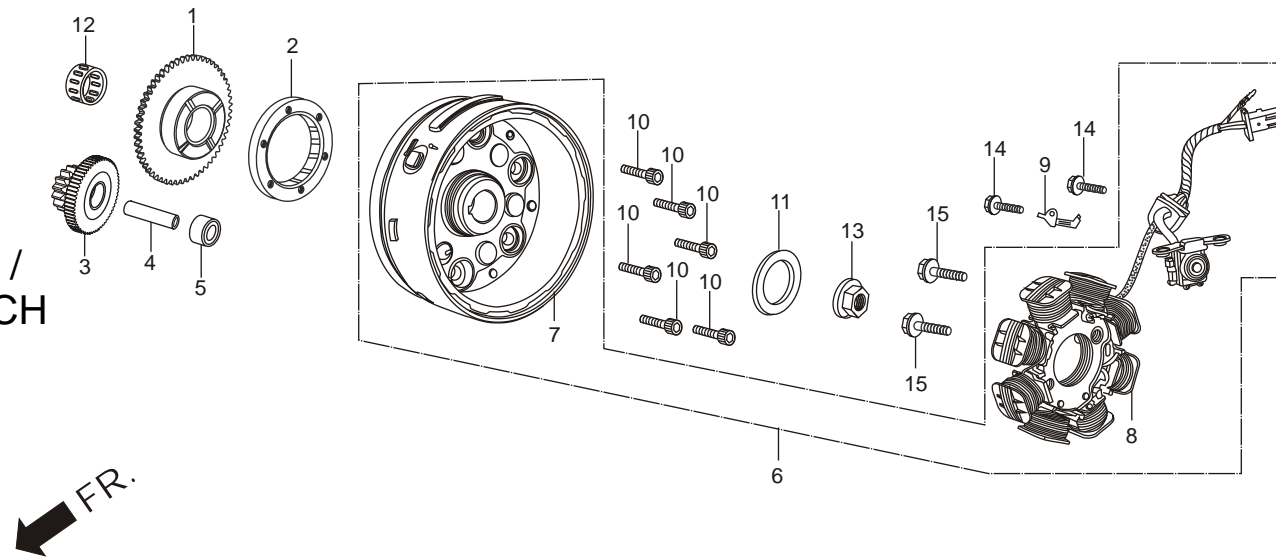
Service Item	F.R.T.	Ref. No.	Part No.	Description	Reqd. No.	
					GLAMOUR FI	
					DRUM	DISC
					KICK	SELF
* COVER LEFT CRANK CASE	0.9	1	11341-AAN-H00	COVER, LEFT CRANK CASE	-	1
* COVER COMP. L REAR	0.1	2	11341-AAN-H00	COVER, LEFT CRANK CASE	1	-
* GASKET L CRANK CASE COVER	0.6	3	11346-KTR-940	CLAMPER A, OIL TEMP. SENSOR CORD	1	1
		4	11347-KTR-940	CLAMPER B, OIL TEMP. SENSOR CORD	1	1
		5	11360-KTC-A20	COVER, COMP. LEFT REAR	1	1
		6	11395-KPH-901	GASKET, LEFT CRANK CASE COVER	-	1
		7	11395-KTC-901	GASKET, LEFT CRANK CASE COVER	1	-
		8	90084-KTC-A20	CAP, ACG.,	1	1
		9	90087-KTC-A20	CAP, 30 MM,	1	1
		10	90702-GB6-910	PIN, DOWEL, 8X12	2	2
		11	91303-377-000	O-RING, 13.8X2.5	1	1
		12	91356-KGH-901	O-RING, 30 MM	1	1
		13	96001-06025-00	BOLT, FLANGE, SH.6X25	2	2
		14	96001-06028-00	BOLT, FLANGE, SH.6X28	2	2
		15	96001-06035-00	BOLT, FLANGE, SH.6X35	6	6
		16	96001-06040-00	BOLT, FLANGE, SH.6X40	1	1

E - 7B
A.C.GENERATOR ASSY.



Service Item	F.R.T.	Ref. No.	Part No.	Description	Reqd. No.	
					GLAMOUR FI	
					DRUM	DISC
					KICK	SELF
*A.C.GEN.ASSY.,	0.9	1	31100-KTR-941	A.C. GEN. ASSY.	1	-
*FLYWHEEL, COMP.,		2	31110-KTR-941	FLYWHEEL COMP. (MITSUBA)	1	-
*STATOR, COMP.,		3	31120-KTR-941	STATOR COMP. (MITSUBA)	1	-
		4	32961-KPH-900	CLAMPER, ACG CORD	1	-
		5	90439-SB2-010	WASHER, 24X12X2.3	1	-
		6	94050-12000	NUT, FLANGE, 12 MM	1	-
		7	96001-06016-00	BOLT, FLANGE, SH.6X16	2	-
		8	96001-06022-00	BOLT, FLANGE, SH 6X22	2	-

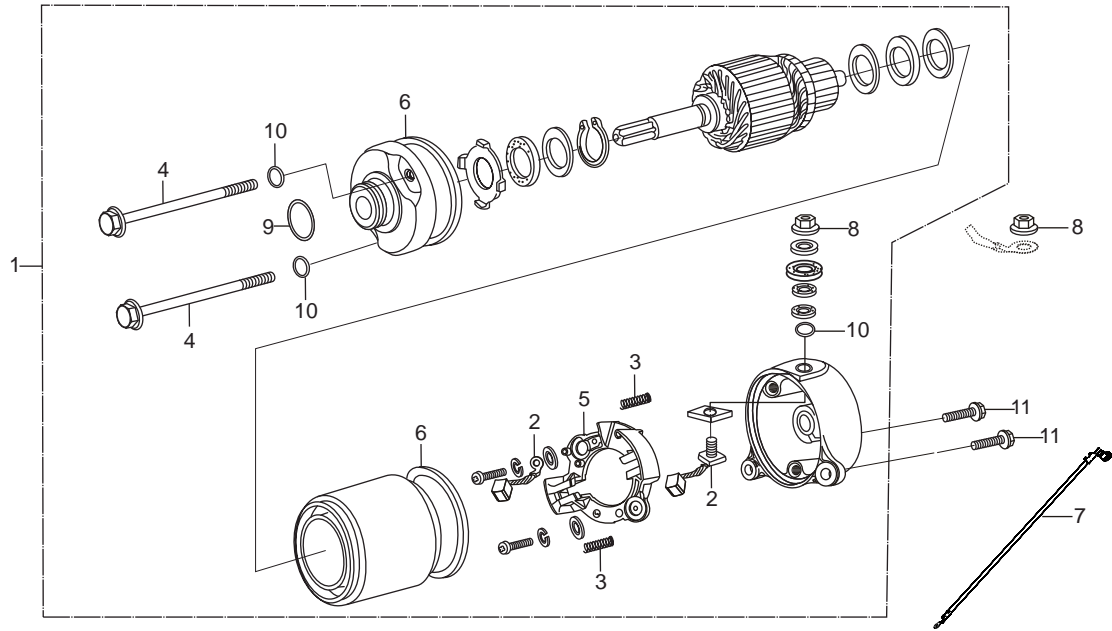
E - 7C
A.C.GEN. ASSY. /
STARTING CLUTCH
(SELF START)



Service Item	F.R.T.	Ref. No.	Part No.	Description	Reqd. No.	
					GLAMOUR FI	
					DRUM	DISC
					KICK	SELF
*GEAR COMP. STARTER DRIVEN		1	28110-KTC-921	GEAR COMP., STARTER DRIVEN	-	1
*OUTER COMP.STARTING CLUTCH ... 0.7		2	28120-KRM-851	OUTER COMP., STARTING CLUTCH	-	1
*A.C.GEN.ASSY.,..... 0.9		3	28131-KTC-920	GEAR, STARTER REDUCTION(17T)	-	1
*FLYWHEEL, COMP,		4	28132-KPH-900	SHAFT, REDUCTION GEAR.....	-	1
*STATOR, COMP,		5	28133-KPH-900	COLLAR, STARTER REDUCTION	-	1
		6	31100-KTR-961	A.C. GEN. ASSY.....	-	1
		7	31110-KTR-941	FLYWHEEL COMP. (MITSUBA).....	-	1
		8	31120-KTR-941	STATOR COMP. (MITSUBA).....	-	1
		9	32961-KPH-900	CLAMPER ,ACG CORD	-	1
		10	90085-KTC-920	BOLT, SOCKET, 6X14	-	6
		11	90439-SB2-010	WASHER, 24 X 12 X 2.3	-	1
		12	91071-KTC-900	BEARING NEEDLE, 21 X 25 X 18	-	1
		13	94050-12000	NUT, FLANGE, 12 MM	-	1
		14	96001-06016-00	BOLT, FLANGE, SH.6X16	-	2
		15	96001-06022-00	BOLT, FLANGE, SH 6X22	-	2

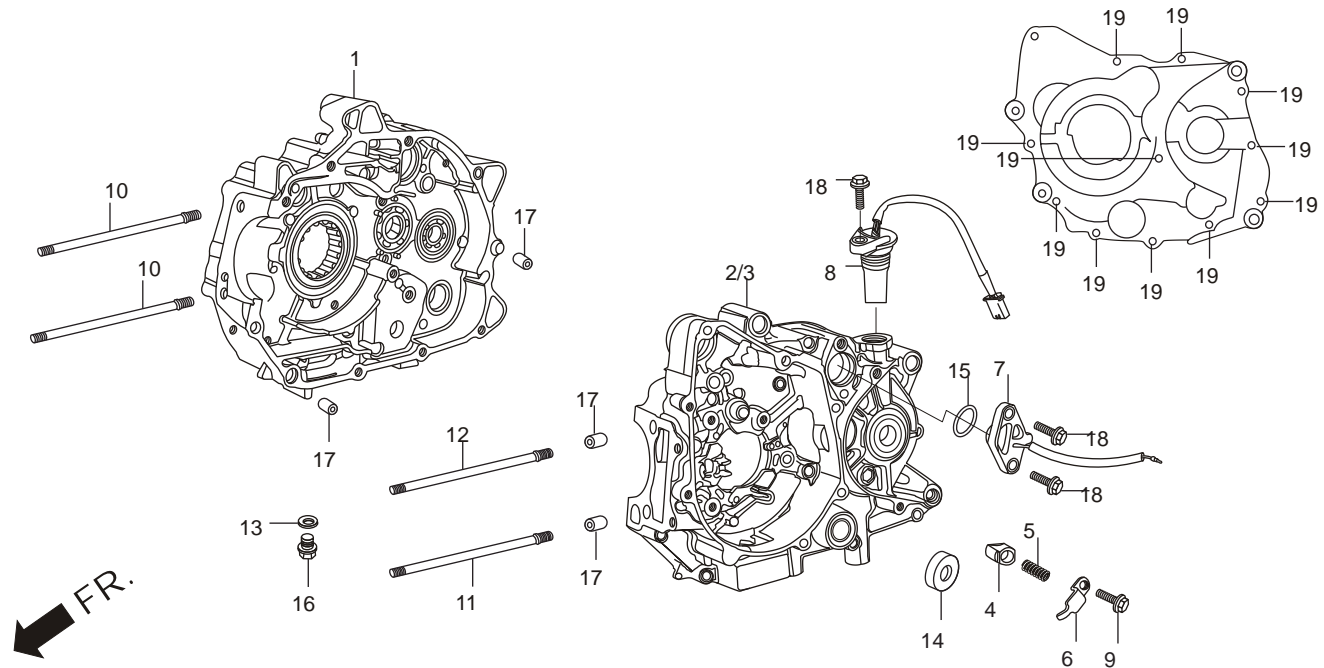
FR.

E - 7D STARTER MOTOR (SELF START)



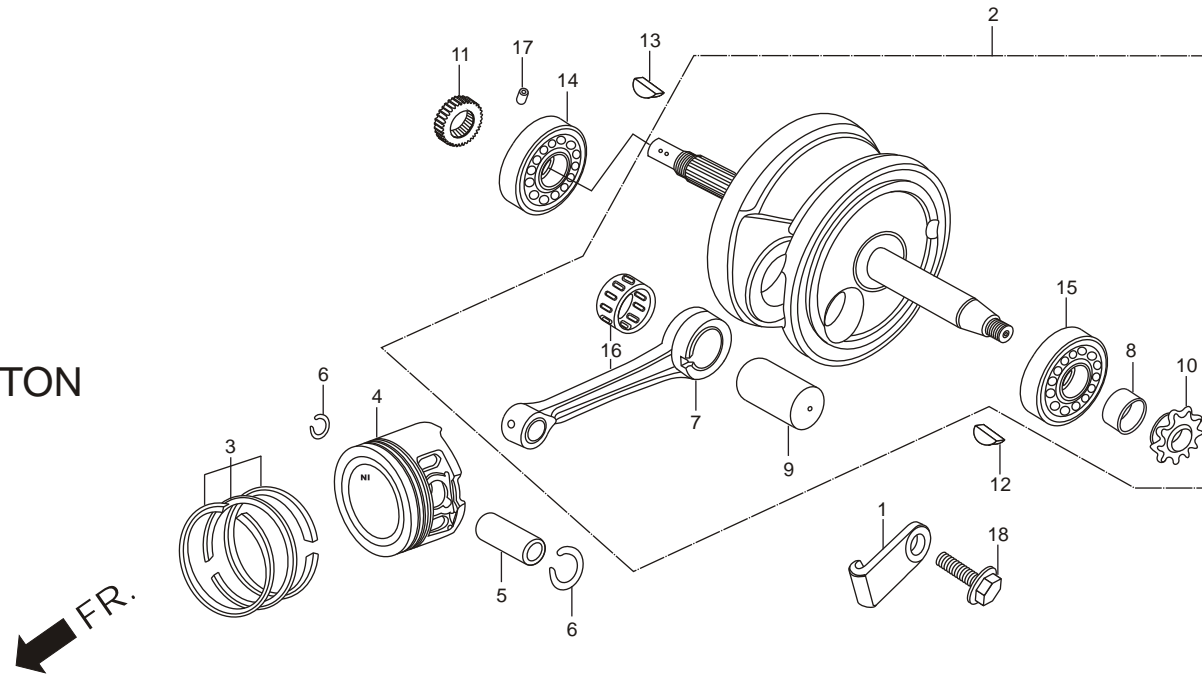
Service Item	F.R.T.	Ref. No.	Part No.	Description	Reqd. No.	
					GLAMOUR FI	
					DRUM	DISC
					KICK	SELF
*MOTOR ASSY. STARTER	0.7	1	31200-KTC-921	MOTOR ASSY., STARTER	-	1
*BRUSH, TERMINAL SET	0.9	2	31201-KPT-A01	BRUSH, TERMINAL SET	-	1
		3	31204-KG8-004	BRUSH, SPRING	-	2
		4	31205-KTC-921	BOLT, SET	-	2
		5	31206-KPW-901	BRUSH, HOLDER	-	1
		6	31207-MBE-008	RING	-	2
		7	32601-KTR-A20	CABLE, BATTERY EARTH	-	1
		8	90071-MB0-000	NUT, WASH, 6 MM	-	2
		9	91309-425-003	O-RING, 24.4X3.1	-	1
		10	91320-MB0-000	O-RING	-	3
		11	95701-06025-00	BOLT, FLANGE, 6X25	-	2

E - 8 CRANK CASE



Service Item	F.R.T.	Ref. No.	Part No.	Description	Reqd. No.	
					GLAMOUR FI	
					DRUM	DISC
					KICK	SELF
*CRANK CASE COMP., 'R'.....	*4.2	1	11100-KTC-A20	CRANK CASE COMP. RIGHT.....	1	1
*CRANK CASE COMP., 'L'.....	*4.8	2	11200-KTR-A20	CRANK CASE COMP. LEFT.....	-	1
*BOLT, CYLINDER STUD.....	1.3	3	11200-KTR-A40	CRANK CASE COMP. LEFT.....	1	-
(ADD 0.1 FOR EACH)		4	11215-KTC-901	PLUG, BEERING., PUSH.....	1	1
		5	11216-KTC-901	SPRING, BEERING., PUSH.....	1	1
		6	11217-KTC-901	PLATE, BEERING PUSH.....	1	1
		7	35759-KTR-A01	CONTACT ASSY., CHANGE SWITCH.....	1	1
		8	37700-KTR-A21	SENSOR ASSY., SPEED.....	1	1
		9	90001-KTC-900	BOLT, FLANGE, SH. 6X16.....	1	1
		10	90031-KTC-900	BOLT STUD, CYL.....	2	2
		11	90032-KTC-900	BOLT STUD, CYL.....	1	1
		12	90033-KTC-900	BOLT STUD, CYL.....	1	1
		13	90407-259-000	DRAIN COCK PACKING.....	1	1
		14	91208-KPH-901	OIL SEAL, 11.6 X 24 X 10.....	1	1
		15	91305-KPH-900	O-RING, 19.4 X 2.3.....	1	1
		16	92800-12000-00	DRAIN PLUG BOLT.....	1	1
		17	94301-10120	DOWEL PIN, 10X12.....	4	4
		18	95701-06016-00	BOLT, FLANGE, 6X16.....	3	3
		19	96001-06060-00	BOLT, FLANGE, SH. 6X60.....	11	11

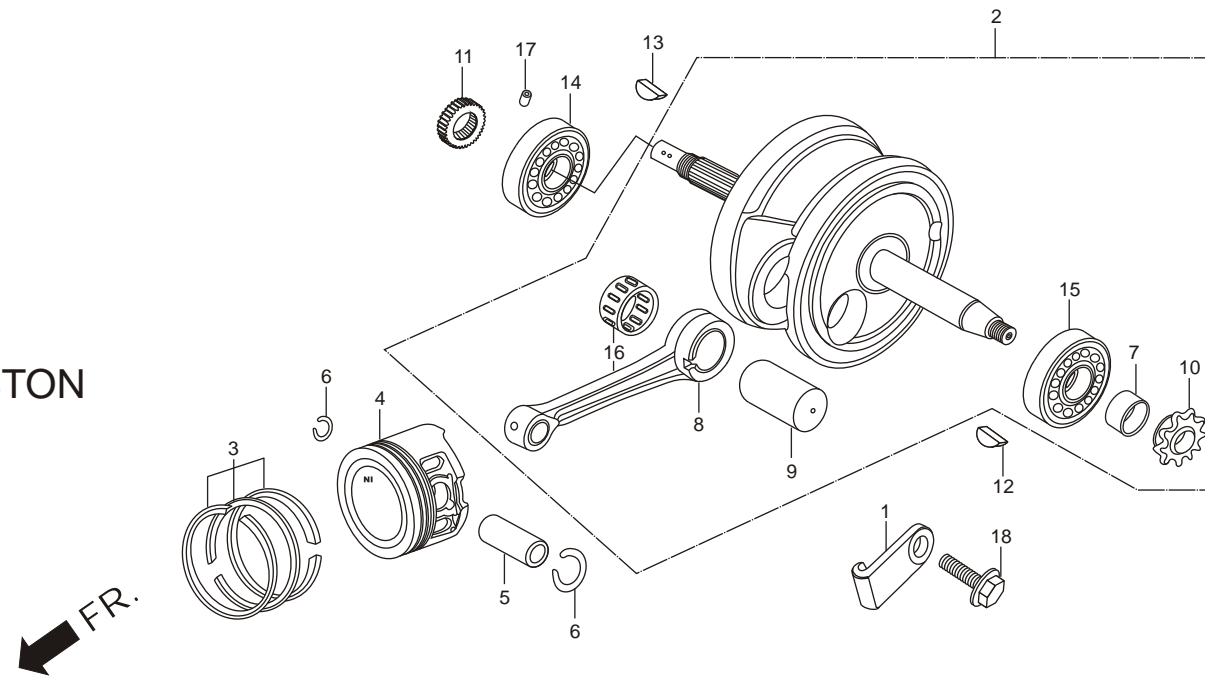
E - 9 CRANK SHAFT/PISTON



	Ref. No.	Part No.	Description	Reqd. No.			
				GLAMOUR FI			
				DRUM	DISC		
				KICK	SELF		
* CRANK SHAFT COMP.,	4.0	1	11208-KTC-900	PLATE, BEARING SET.....	3	3	
* RING SET, PISTON.....	1.3	2	13000-KTC-902	CRANK SHAFT COMP.	1	1	
* PISTON							
* PIN, PISTON	1.2	3	13011-KTC-305	RING SET, PISTON (STD.)	1	1	
* ROD, CONNECTING (ACTUAL TIME)			13021-KTC-305	RING SET, PISTON (O.S. 0.25)	(1)	(1)	
* BEARING BALL RADIAL 6203	4.2		13031-KTC-305	RING SET, PISTON (O.S. 0.50)	(1)	(1)	
(ADD 0.2 FOR EACH)			13041-KTC-305	RING SET, PISTON (O.S. 0.75)	(1)	(1)	
			13051-KTC-305	RING SET, PISTON (O.S. 1.00)	(1)	(1)	
			4	13101-KTC-900	PISTON, (STD.)	1	1
				13102-KTC-305	PISTON, (O.S. 0.25)	(1)	(1)
				13103-KTC-305	PISTON, (O.S. 0.50)	(1)	(1)
				13104-KTC-305	PISTON, (O.S. 0.75)	(1)	(1)
				13105-KTC-305	PISTON, (O.S. 1.00)	(1)	(1)
			5	13111-087-000	PIN, PISTON.....	1	1
			6	13115-001-000	PISTON, PIN CLIP.....	2	2
			7	13201-KFL-850	ROD, CONNECTING.....	1	1
			8	13322-KTC-900	COLLAR, CRANK SHAFT LEFT	1	1
			9	13381-KPH-900	PIN, CRANK	1	1
			10	14311-KPH-900	SPROCKET, TIMING	1	1
			11	15341-KTC-900	GEAR, OIL PUMP DRIVE, (19T)	1	1

Connecting rod code	Crank Pin CODE (Colour)				
	1 (Green)	2 (Yellow)	3 (White)	4 (Blue)	5 (Brown)
B	91101-GF6-0000 (Red)	/	/	/	/
a	91102-GF6-0000 (Blue)	/	/	/	/
C	/	91101-GF6-0000 (Red)	/	/	/
A	/	91102-GF6-0000 (Blue)	/	/	/
D	/	/	91101-GF6-0000 (Red)	/	/
B	/	/	91102-GF6-0000 (Blue)	/	/
a	/	/	91103-GF6-0000 (White)	/	/

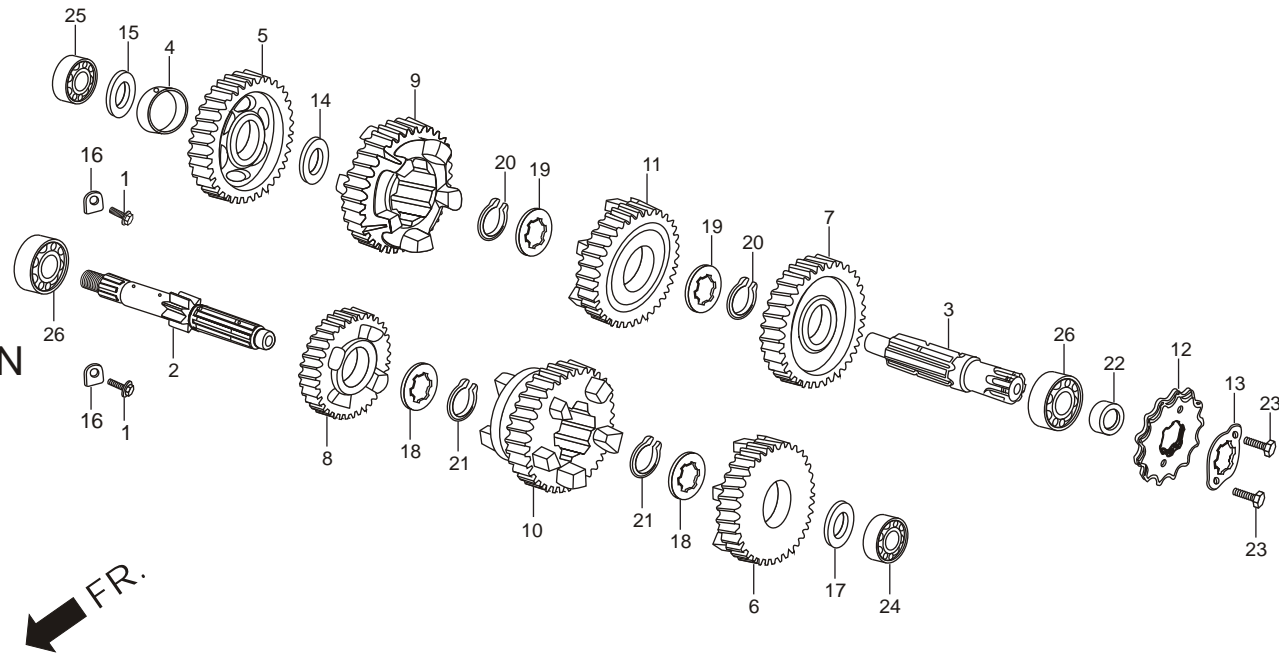
E - 9 CRANK SHAFT/PISTON



	Ref. No.	Part No.	Description	Reqd. No.		
				GLAMOUR FI		
				DRUM	DISC	
				KICK	SELF	
* CRANK SHAFT COMP.,	4.0	12	90741-003-000	KEY WOODRUFF, 4 MM	1	1
* RING SET, PISTON	1.3	13	90741-KGH-900	KEY WOODRUFF, 4 MM	1	1
* PISTON		14	91001-KTC-900	BRG., ROLLER, 22X58X17	1	1
* PIN, PISTON	1.2	15	91002-KTC-901	BRG., BALL RADIAL, 63/22 SPL	1	1
* ROD, CONNECTING (ACTUAL TIME)						
* BEARING BALL RADIAL 6203	4.2	16	91101-GF6-000R	BRG., CONNECTING ROD (RED) OR	1	1
(ADD 0.2 FOR EACH)			91102-GF6-000R	BRG., CONNECTING ROD (BLUE) OR	(1)	(1)
			91103-GF6-000R	BRG., CONNECTING ROD (WHITE)	(1)	(1)
		17	94303-03050	DOWEL PIN 3 X 5	1	1
		18	95701-06016-00	BOLT, FLANGE, 6X16	3	3

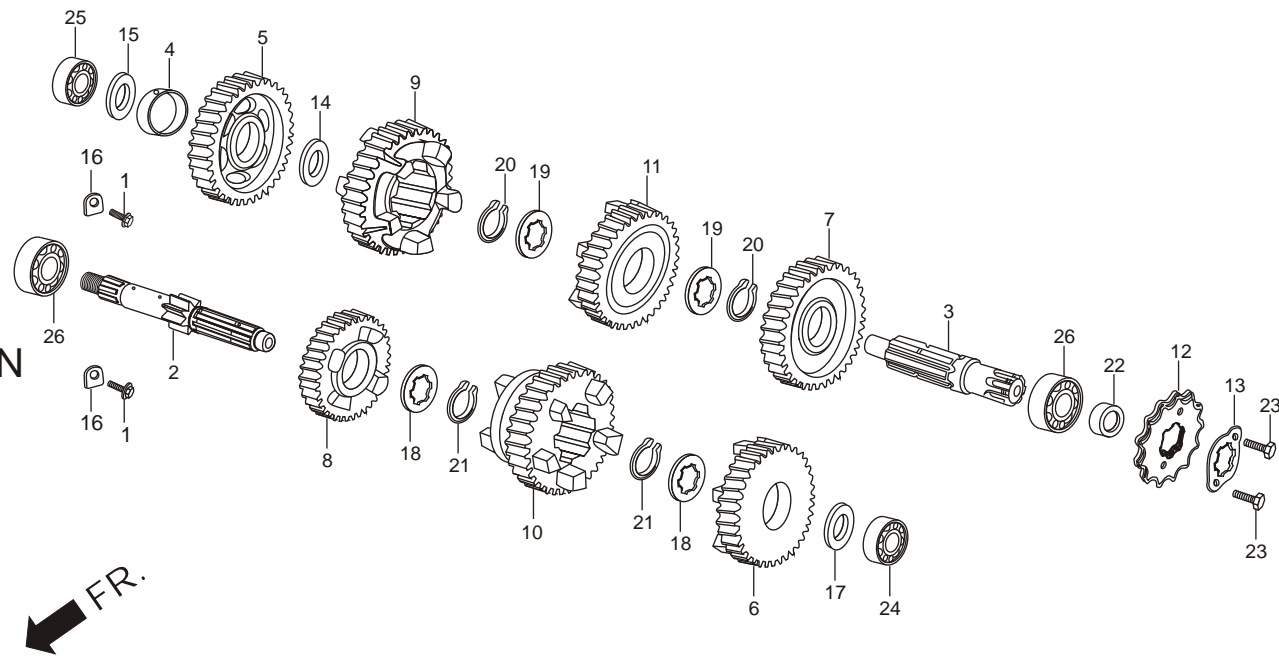
Connecting rod code	Crank Pin CODE (Colour)				
	1 (Green)	2 (Yellow)	3 (White)	4 (Blue)	5 (Brown)
E				91101-GF6-0000 (Red)	
C				91101-GF6-0000 (Blue)	
A				91101-GF6-0000 (White)	
F					91101-GF6-0000 (Red)
D					91101-GF6-0000 (Blue)
B					91101-GF6-0000 (White)

E - 10 TRANSMISSION



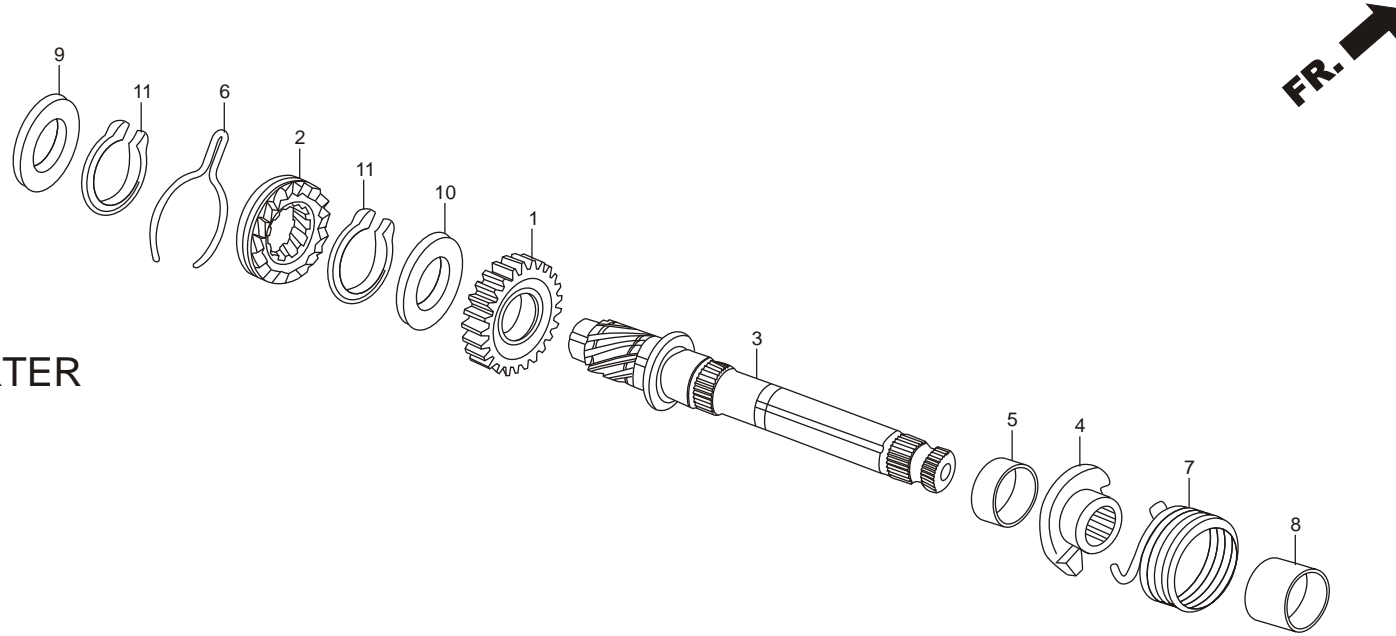
	Ref. No.	Part No.	Description	Reqd. No.	
				GLAMOUR FI	
				DRUM	DISC
				KICK	SELF
* MAIN SHAFT *4.0 (INC. RELATIVE PART)	1	15441-KTC-900A	BOLT, FLANGE 6X14	2	2
	2	23211-KTR-940	SHAFT, MAIN, 13T	1	1
* COUNTER SHAFT (INC. RELATIVE PART).....	3	23221-KTR-940	SHAFT, COUNTER	1	1
	4	23415-KPH-900	BUSH, 15 MM.....	1	1
(WHEN SERVICING COMP., UNIT)	5	23421-KTC-900	GEAR, C-1 36T	1	1
* SPROCKET, DRIVE 0.2	6	23431-KPH-900	GEAR, M-2 20T	1	1
	7	23441-KTC-901	GEAR, C-2 30T	1	1
	8	23451-KTC-901	GEAR, M-3 21T	1	1
	9	23461-KTC-901	GEAR, C-3 23T	1	1
	10	23471-KTC-902	GEAR, M-4 23T	1	1
	11	23481-KTC-902	GEAR, C-4 21T	1	1
	12	23801-GF6-000	SPROCKET, DRIVE, (14T).....	1	1
	13	23802-GN5-910	PLATE, FIXING.....	1	1
	14	90412-187-000	WASHER THRUST	1	1
	15	90412-KPH-900	WASHER SPL., 12X23.....	1	1
	16	90441-KRM-840	PLATE, BRG. HOLD.....	2	2
	17	90452-KGH-900	WASHER SPL. 12MM	1	1
	18	90461-KTC-900	WASHER SPLINE 17MM	2	2
	19	90461-GB4-770	WASHER SPLINE 20X1.2.....	2	2
	20	90601-KTC-900	CIRCLIP 17 MM.....	2	2

E - 10 TRANSMISSION



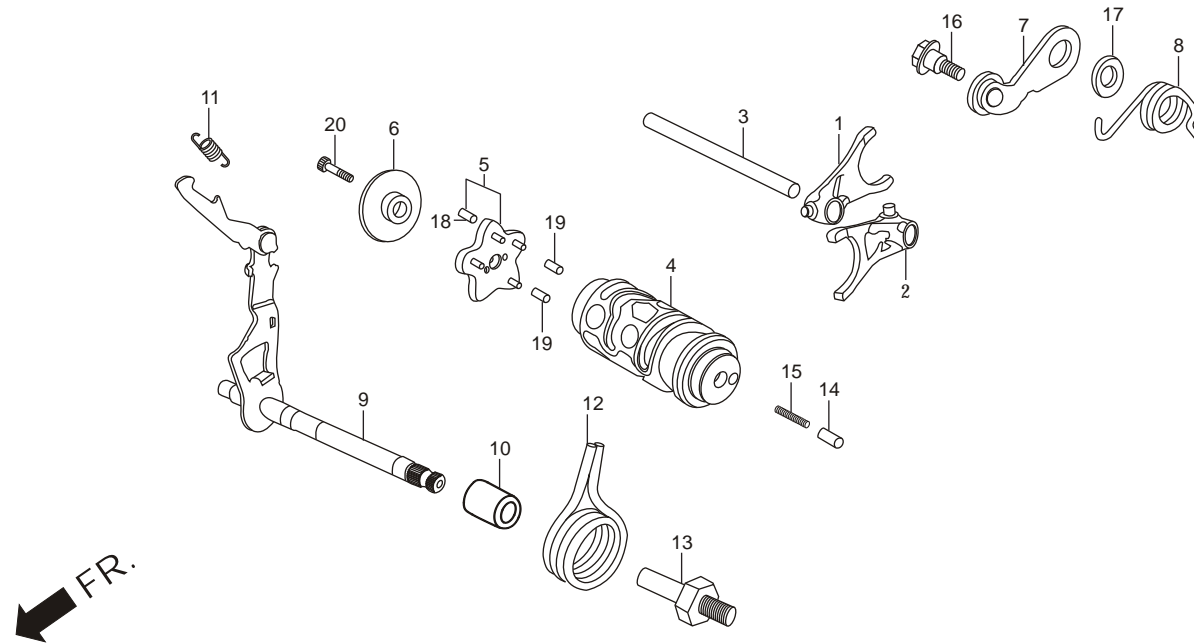
	Ref. No.	Part No.	Description	Reqd. No.	
				GLAMOUR FI	
				DRUM	DISC
				KICK	SELF
*MAIN SHAFT*4.0 (INC. RELATIVE PART)	21	90605-KTC-900	CIRCLIP, 20 MM	2	2
	22	91204-KPH-901	OIL SEAL, 17 X 30 X 5	1	1
*COUNTER SHAFT (INC. RELATIVE PART).....	23	92101-06010-0A	BOLT, HEX., 6X10	2	2
(WHEN SERVICING COMP., UNIT)	24	96100-60010-00	BEARING, BALL RADIAL, 6001	1	1
*SPROCKET, DRIVE 0.2	25	96100-62010-00	BEARING, BALL RADIAL, 6201	1	1
	26	96100-62030-00	BEARING, BALL RADIAL, 6203	2	2

E - 11 KICK STARTER



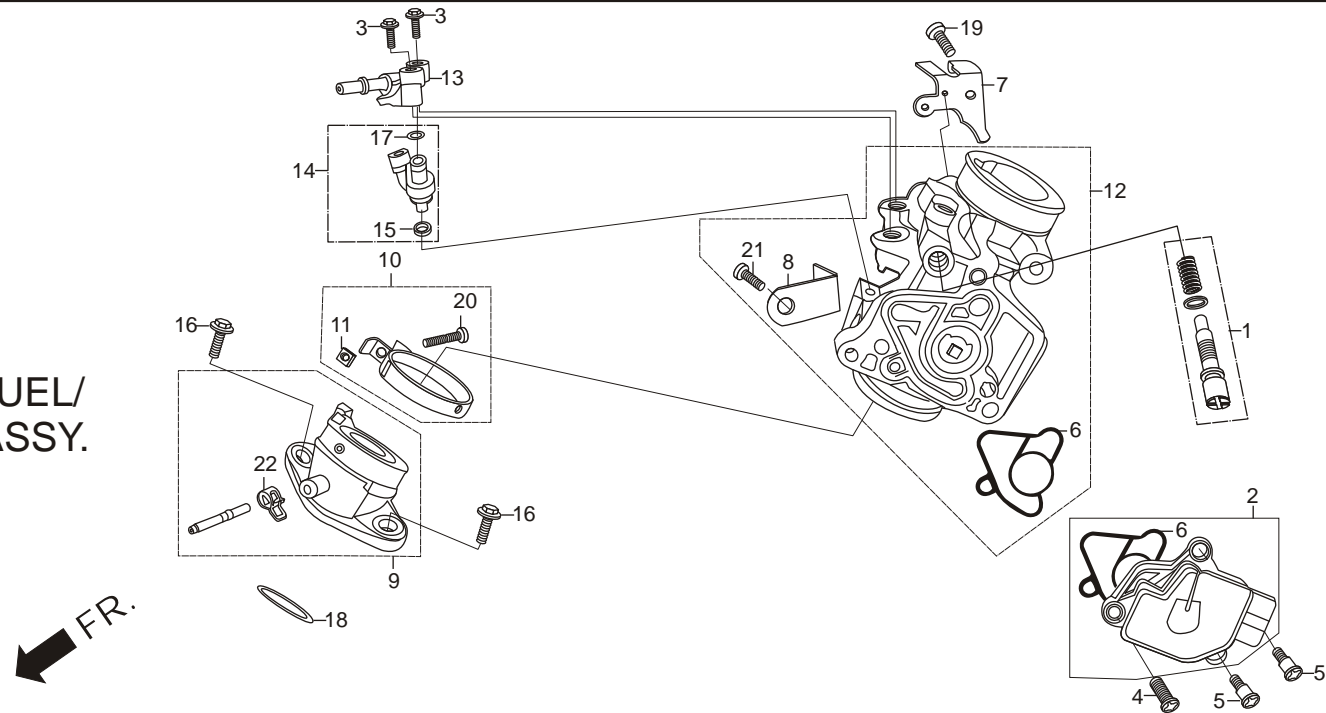
	Ref. No.	Part No.	Description	Reqd. No.	
				GLAMOUR FI	
				DRUM	DISC
				KICK	SELF
*PINION, KICK STARTER.....*3.7	1	28211-KTC-900	PINION, KICK STARTER.....	1	1
*SPINDLE, KICK STARTER.....	2	28221-KTC-900	RATCHET, STARTER DRIVE.....	1	1
(INC. RELATIVE PART).....	3	28251-KTC-900	SPINDLE, KICK STARTER.....	1	1
*SPRING, KICK STARTER..... 1.1	4	28262-KTC-900	RETAINER, KICK SPRING.....	1	1
(INC. RELATIVE PART).....	5	28265-KPH-900	COLLAR, KICK RETAINER.....	1	1
	6	28271-KPH-900	SPRING, FRICTION, STARTER PINION.....	1	1
	7	28281-KPH-900	SPRING, KICK RETURN.....	1	1
	8	28282-KPH-900	COLLAR, KICK SPRING.....	1	1
	9	90452-KPH-900	WASHER THRUST, 15.5 MM.....	1	1
	10	90454-KPH-900	WASHER, 25X20.2X1.....	1	1
	11	90605-KTC-900	CIRCLIP, 20 MM.....	2	2

E - 12 GEAR SHIFT



Service Item	F.R.T.	Ref. No.	Part No.	Description	Reqd. No.	
					GLAMOUR FI	
					DRUM	DISC
					KICK	SELF
*FORK GEAR SHIFT 3.8		1	24211-KTC-900	FORK, R GEAR SHIFT	1	1
(ONE OR ALL)		2	24212-KTC-900	FORK, L GEAR SHIFT	1	1
*DRUM, GEAR SHIFT		3	24241-KPH-900	SHAFT, GEAR SHIFT FORK	1	1
*PLATE, SHIFT DRUM STOPPER		4	24301-KTC-900	DRUM, GEAR SHIFT	1	1
*ARM COMP., SHIFT DRUM STOPPER (INC. RELATIVE PART)		5	24410-KTC-900	PLATE COMP., SHIFT DRUM STOPR.	1	1
*SPINDLE COMP., GEAR SHIFT 1.2		6	24421-KTC-900	HOLDER, DRUM STOPPER	1	1
(INC. RELATIVE PART)		7	24430-KPH-901	STOPR. COMP., GEAR SHIFT DRUM	1	1
*CONTACT ASSY.,		8	24435-KTC-900	SPRING, SHIFT DRUM STOPR.	1	1
NEUTRAL SWITCH	0.2	9	24610-KTR-940	SPINDLE COMP., GEAR SHIFT	1	1
		10	24639-KPG-T00	COLLAR, 12.2 MM	1	1
		11	24641-KTC-900	SPG., GEAR SHIFT ARM	1	1
		12	24651-KTC-900	SPG., GEAR SHIFT RETURN	1	1
		13	24652-KPH-900	PIN, SHIFT RETURN SPRING	1	1
		14	35751-KPH-900	CAP, CONTACT CHANGE SW.	1	1
		15	35752-KRM-840	SPRING, CONN. CHANGE SW.	1	1
		16	90022-MG8-000	PIVOT, SHIFT DRUM STOPR. ARM	1	1
		17	90435-HB3-000	WASHER, 6.1 MM	1	1
		18	91111-KW7-900	ROLLER, 4X10.8	4	4
		19	96220-30085	ROLLER, 3X8.5	2	2
		20	96700-06018-00	SOCKET, BOLT, 6X18	1	1

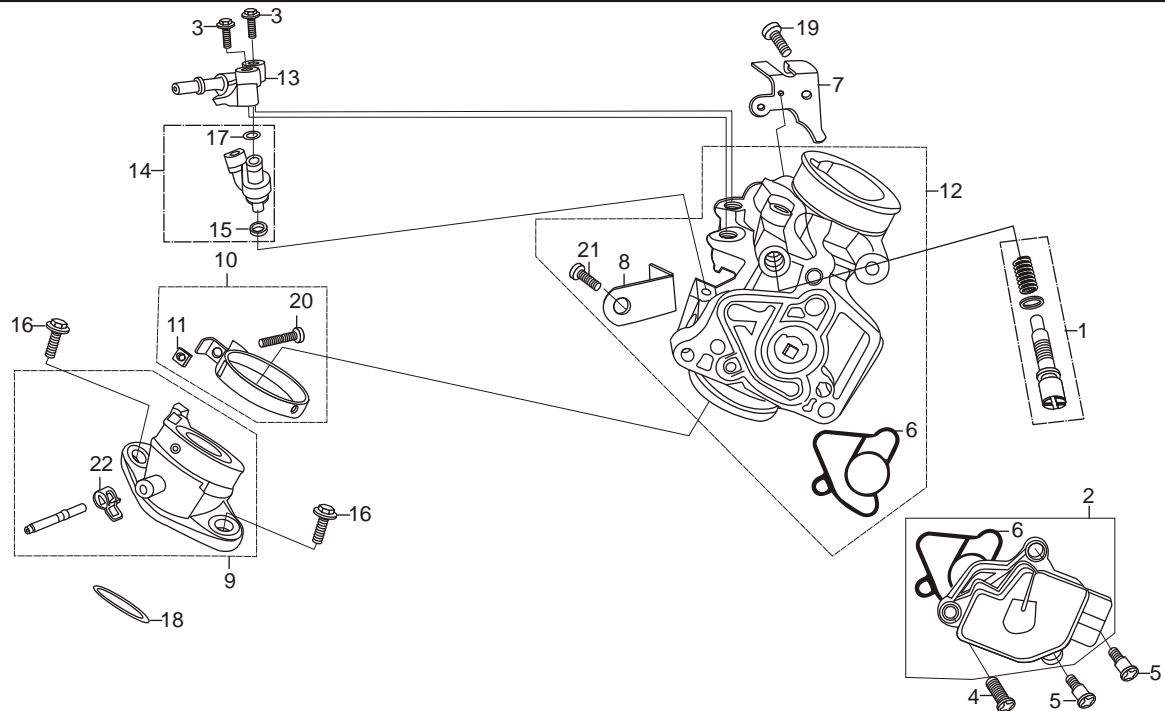
E - 13
**INJECTOR ASSY. FUEL/
 THROTTLE BODY ASSY.**



	Ref. No.	Part No.	Description	Reqd. No.	
				GLAMOUR FI	
				DRUM	DISC
				KICK	SELF
1	16016-KPH-691	SCREW SET	1	1	
2	16060-KPH-701	SENSOR SET.....	1	1	
3	16080-KPH-701	BOLT, FLANGE, 5 X 20	2	2	
4	16081-KPH-701	SCREW TORX 5 X 8.7	2	2	
5	16082-KPH-701	SCREW TORX 5X 17	1	1	
6	16083-KTR-941	O-RING, THROTTLE BODY	1	1	
7	16168-KTR-941	STAY, THROTTLE BODY COVER.....	1	1	
8	16169-KTR-941	STAY, WIRE	1	1	
9	16210-KTR-941	INSULATOR COMP., THROTTLE BODY	1	1	
10	16217-KTR-940	BAND	1	1	
11	16222-MV4-300	NUT SQUARE, 5 MM	1	1	
12	16410-KTR-941	BODY SET	1	1	
13	16422-KTR-941	JOINT, INJECTOR	1	1	
14	16450-GFM-901	INJECTOR ASSY., FUEL.....	1	1	
15	16472-KPH-701	RING SEAL.....	1	1	
16	90004-GHB-650	BOLT FLANGE NSHF 6 X 20	2	2	
17	91301-KPH-701	O-RING 7.3 X 2.2	1	1	
18	91304-KPH-700	O-RING 29 X 2.4	1	1	
19	93500-05010-1H	SCREW PAN, 5 X 10	1	1	
20	93500-05025-0G	SCREW PAN, 5 X 25	1	1	

E - 13
INJECTOR ASSY. FUEL/
THROTTLE BODY ASSY.

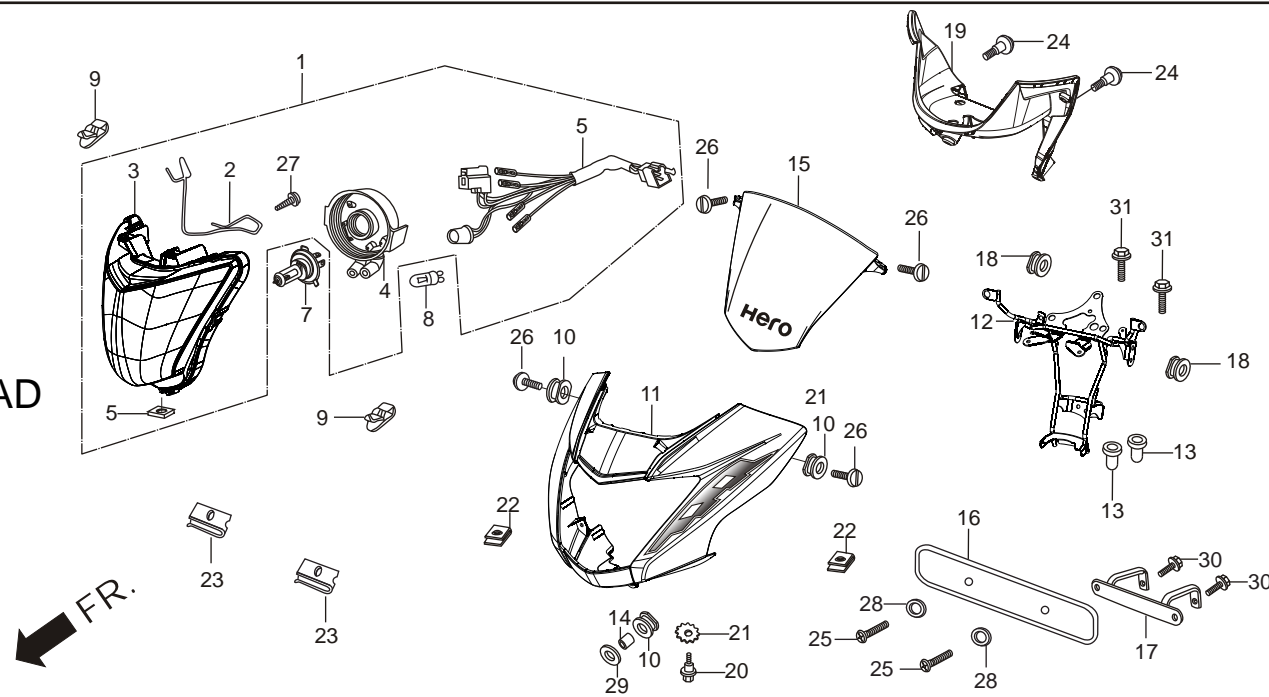
FR.



	Ref. No.	Part No.	Description	Reqd. No.	
				GLAMOUR FI	
				DRUM	DISC
				KICK	SELF
	21	93892-05012-18	SCREW WASH, 5 X 12	1	1
	22	95002-40800-08	CLAMP D 8.0 TUBE	1	1

FRAME GROUP

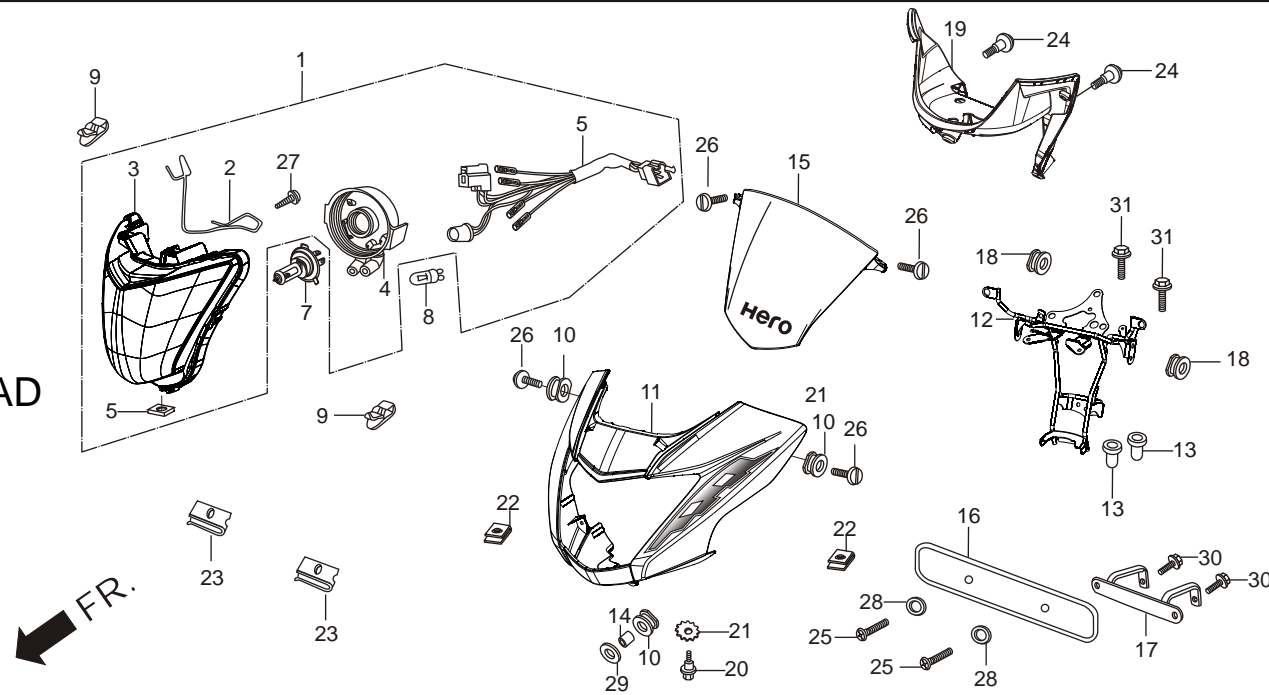
F - 1 LIGHT ASSY. HEAD



Service Item	F.R.T.	Ref. No.	Part No.	Description	Reqd. No.	
					GLAMOUR FI	
					DRUM KICK	DISC SELF
* LIGHT ASSY., HEAD	0.1	1	3310A-AAN-H21	LIGHT ASSY., HEAD	1	1
* UNIT HEADLIGHT		2	33100-S2K-003	SPRING SPC (BULB HOLDER)	1	1
(INC. RELATIVE PART)		3	33110-AAN-H21	UNIT, HEAD LIGHT	1	1
* BULB, HEADLIGHT		4	33112-KSP-911	COVER, RUBBER	1	1
* SOCKET ASSY., HEADLIGHT	0.2	5	33128-GBL-000	NUT, SPL	1	1
* STAY, COMP. FR. COWL		6	33150-KTR-A21	SOCKET ASSY., HEAD LIGHT	1	1
* STAY, FRONT WINKER		7	33301-KVE-900	BULB, WEDGE BASE (12V-3.0W)	1	1
* PANEL, INNER		8	34901-KSP-910	BULB, HEAD LIGHT (12V-35/35W)	1	1
* SET, FRONT COWL,		9	53209-GAH-000	CLIP, HEAD LIGHT	2	2
		10	61105-KTC-900	RUBBER, FRONT FENDER MOUNTING	3	3
		11	61300-KTR-A20ZA	SET, FRONT COWL, (BLACK-1)	1	1
			61300-KTR-A20ZD	SET, FRONT COWL, (CANDY BLAZING RED)	1	1
			61300-KTR-A20ZG	SET, FRONT COWL, (SHIELD GOLD ME)	1	1
		12	61311-KTR-A20	STAY, COMP. FRONT COWL UPP	1	1
		13	61312-149-300	BOOT, HEAD LIGHT BRACKET	2	2
		14	61314-KTC-900	COLLAR, COWL MOUNTING	1	1
		15	6410A-AAN-H20	VISOR FRONT SUB ASSY	1	1
		16	64310-198-D20A	PLATE, FRONT NUMBER	1	1
		17	64311-KTR-A20	BRACKET COMP., FRONT NO. PLATE	1	1

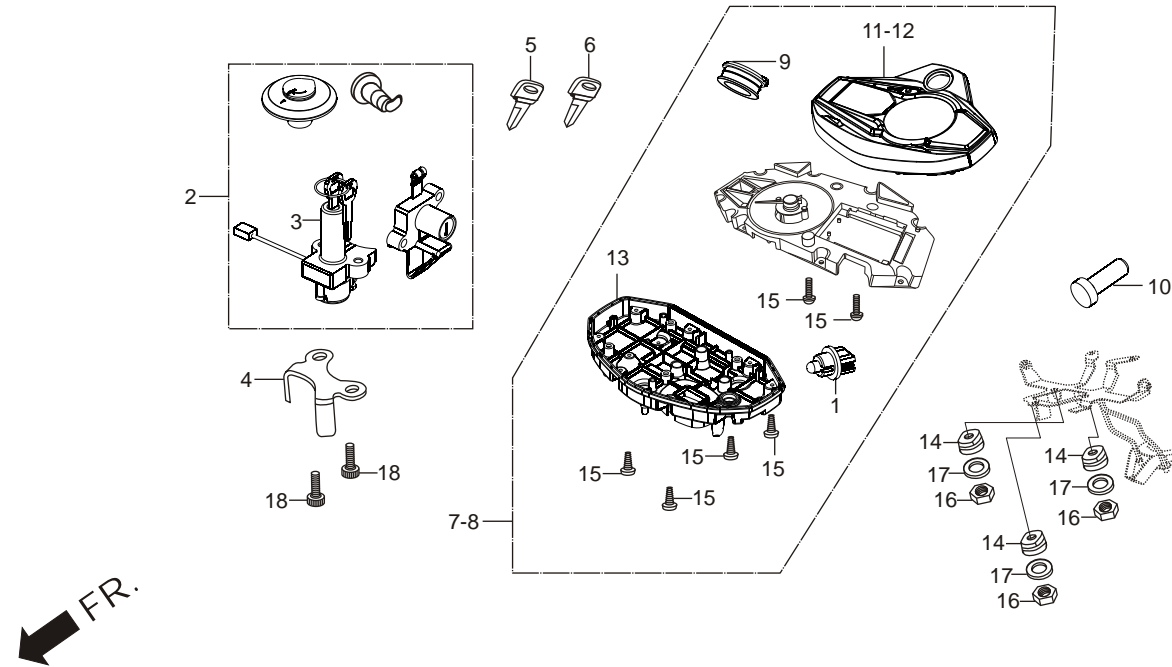
4

F - 1 LIGHT ASSY. HEAD



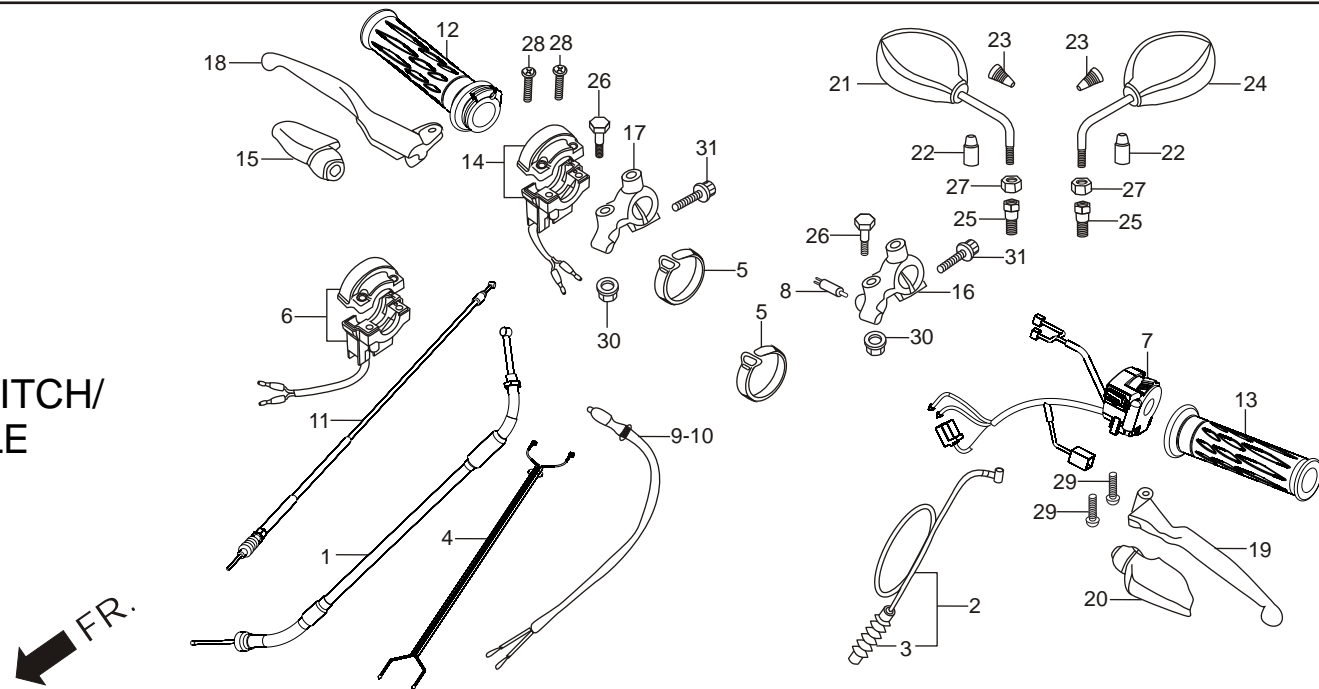
Service Item	F.R.T.	Ref. No.	Part No.	Description	Reqd. No.	
					GLAMOUR FI	
					DRUM	DISC
					KICK	SELF
*LIGHT ASSY., HEAD	0.1	18	80101-443-000	RUBBER RR.FENDER CUSHION.....	2	2
*UNIT HEADLIGHT		19	83402-KTR-A21	PANEL, INNER.....	1	1
(INC. RELATIVE PART).....		20	90101-GJ6-000	BOLT, ADJUST.....	1	1
*BULB, HEADLIGHT.....		21	90307-GJ6-000	WASHER, LOCK, 6MM.....	1	1
*SOCKET ASSY., HEADLIGHT.....	0.2	22	90311-MT3-000	NUT CLIP 6 MM.....	2	2
*STAY, COMP. FR. COWL						
*STAY, FRONT WINKER.....		23	90320-GC3-000	NUT SPRING M5.....	2	2
*PANEL, INNER		24	91509-GE2-760	SCREW, PAN, 5X11.5.....	2	2
*SET, FRONT COWL,		25	93500-05010-1A	SCREW, PAN, 5X10	2	2
		26	93903-24320	SCREW TAPPING 4X12	4	4
		27	93901-32220	SCREW, TAPPING, 4X10	-	1
		28	94101-05000	WASHER, PLAIN, 5 MM	2	2
		29	94103-06000	WASHER, PLAIN, 6MM	1	1
		30	95701-06012-00	BOLT FLANGE 6X12	2	2
		31	96001-06016-07	BOLT, FLANGE, SH. 6X16.....	2	2

F - 2 SPEEDOMETER/ CABLE/KEY SET



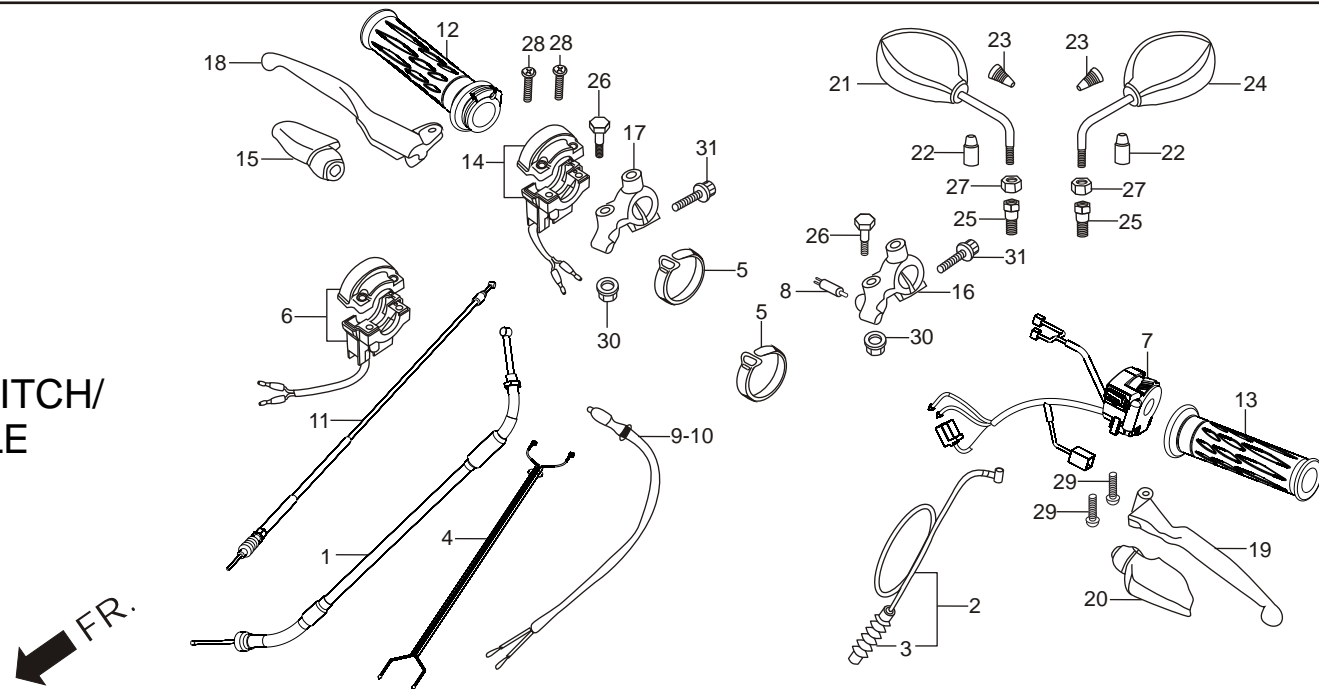
Service Item	F.R.T.	Ref. No.	Part No.	Description	Reqd. No.	
					GLAMOUR FI	
					DRUM	DISC
					KICK	SELF
*KEY SET.....	1.1	1	33505-KTR-A21	BULB SOCKET ASSY	1	1
*SWITCH ASSY., COMB. & LOCK.....	0.4	2	35010-AAN-H40	KEY SET	1	1
*METER ASSY., COMB.	0.3	3	35100-AAN-H41	SWITCH ASSY., COMB. & LOCK	1	1
*SPEEDOMETER COMP.,.....	0.5	4	35106-KTC-900	COVER, COMB. SWITCH.....	-	1
*FUEL METER COMP.,.....		5	35121-AAC-H30	KEY BLANK NO.1	1	1
*CASE, UPPER ASSY.,.....						
*CASE, UNDER ASSY.,		6	35122-AAC-H30	KEY BLANK NO.2	1	1
*SOCKET COMP.,.....		7	37100-AAN-H41	METER ASSY., COMB.	1	-
*CABLE COMP., SPEEDOMETER		8	37100-AAN-H51	METER ASSY., COMB.	-	1
*CABLE, INNER.....	0.1	9	37105-KRJ-901	CAP	1	1
		10	37202-KTR-A21	ROD SWITCH EXTENSION.....	1	1
		11	37211-KTR-A41	CASE UPPER ASSY.	1	-
		12	37211-KTR-A51	CASE UPPER ASSY.	-	1
		13	37212-AAN-H21	CASE UNDER ASSY.	1	1
		14	80101-443-000	RUBBER RR. FENDER CUSHION	3	3
		15	93903-22480	SCREW TAPPING 3X16	6	6
		16	94001-06070-0S	NUT, HEX., 6 MM	3	3
		17	94103-06700	WASHER, PLAIN, 6 MM.....	3	3
		18	96600-08025-00	SOCKET, BOLT, 8X25	2	2

F - 3
HANDLE LEVER/SWITCH/
CONTROL CABLE



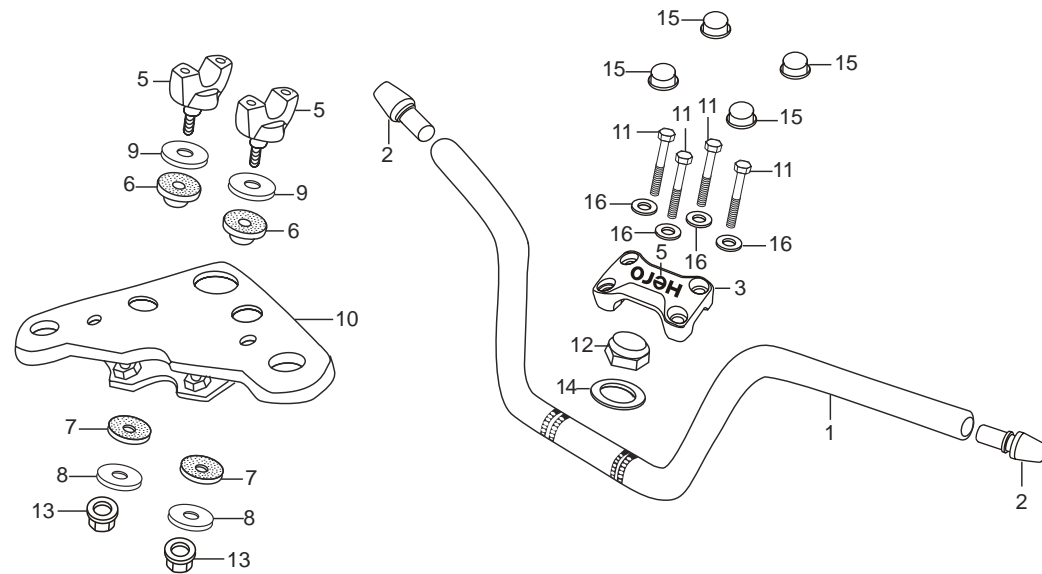
Service Item	F.R.T.	Ref. No.	Part No.	Description	Reqd. No.	
					GLAMOUR FI	
					DRUM	DISC
					KICK	SELF
*CABLE COMP., THROTTLE.....	0.3	1	17910-KTR-A40	CABLE COMP., THROTTLE	1	1
*CABLE COMP., CLUTCH.....	0.2	2	22870-KTR-940	CABLE COMP., CLUTCH	1	1
*SWITCH ASSY., WINKER	0.5	3	22871-116-670	BOOT, CLUTCH CABLE	1	1
*SWITCH ASSY., FR. STOP		4	32102-KTR-A30	SUB CORD.....	-	1
*CABLE COMP., FR. BRAKE.....		5	32161-404-000	BAND, B-1 WIRE	2	2
*GRIP COMP., 'R' HANDLE	0.6					
*GRIP 'L' HANDLE	0.6	6	35150-KTC-A20	SWITCH ASSY., START	-	1
*HOUSING UPPER, THROTTLE.....		7	35200-KTR-A21	SWITCH ASSY., WINKER	1	1
*HOUSING UNDER, THROTTLE		8	35330-413-003	SWITCH COMP., FRONT LEVER	1	1
*BRACKET 'R' HANDLE LEVER		9	35340-KST-950	SWITCH ASSY., FRONT STOP.....	1	-
*BRACKET 'L' HANDLE LEVER		10	35340-KCC-841	SWITCH ASSY., FRONT STOP	-	1
*COVER 'R' HANDLE LEVER.....						
*COVER 'L' HANDLE LEVER		11	45450-KTR-A20	CABLE COMP., FRONT BRAKE	1	-
		12	53140-KTR-A20	GRIP COMP., RIGHT HANDLE	1	1
		13	53166-KTR-A20	GRIP, LEFT HANDLE	1	1
		14	53168-166-000	HOUSING, UPPER THROTTLE.....	1	1
		15	53171-KCC-900	COVER, RIGHT HANDLE LEVER.....	1	-
		16	53172-KTC-920	BRACKET, LEFT HANDLE LEVER	1	1
		17	53173-KTR-A20	BRACKET., RIGHT HANDLE LEVER	1	-
		18	53175-AAF-H00	LEVER COMP., RIGHT STEERING HANDLE.....	1	-
		19	53178-AAF-H00	LEVER COMP., LEFT SEETRING HANDLE	1	1
		20	53179-KTC-900	COVER, LEFT HANDLE LEVER.....	1	1

F - 3 HANDLE LEVER/SWITCH/ CONTROL CABLE



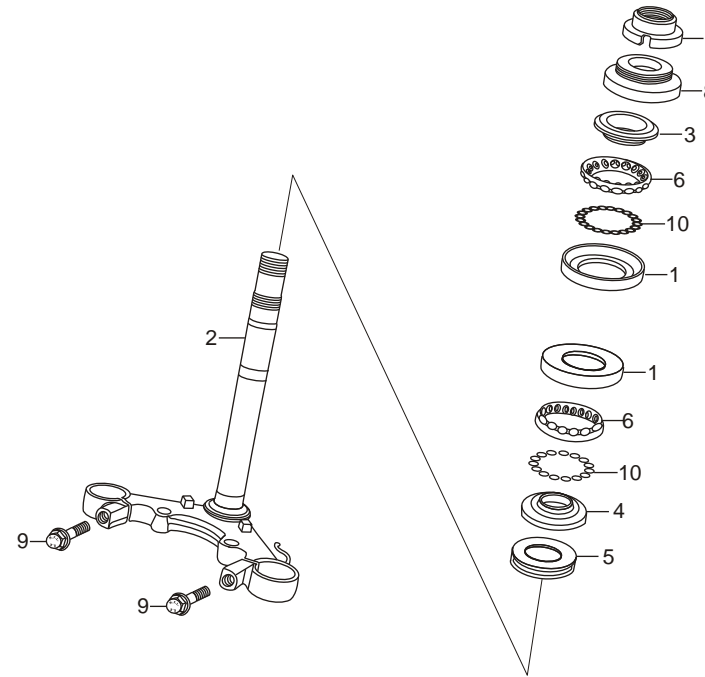
Service Item	F.R.T.	Ref. No.	Part No.	Description	Reqd. No.	
					GLAMOUR FI	
					DRUM	DISC
					KICK	SELF
*CABLE COMP., THROTTLE.....	0.3	21	88110-KTR-900ZA	MIRROR ASSY., RIGHT BACK (BLACK)	1	1
*CABLE COMP., CLUTCH.....	0.2		88110-KTR-900ZG	MIRROR ASSY., RIGHT BACK (CANDY BLAZING RED)	1	1
*SWITCH ASSY., WINKER	0.5		88110-AAN-H01ZG	MIRROR ASSY., RIGHT BACK (SHIELD GOLD ME.)	1	1
*SWITCH ASSY., FR. STOP						
*CABLE COMP., FR. BRAKE.....		22	88114-198-D10	CAP, LOCK NUT.....	2	2
*GRIP COMP., 'R' HANDLE	0.6	23	88115-KTR-900	BOOT, MIRROR UPPER	2	2
*GRIP 'L' HANDLE	0.6					
*HOUSING UPPER, THROTTLE.....		24	88120-KTR-900ZA	MIRROR ASSY., LEFT BACK (BLACK).....	1	1
*HOUSING UNDER, THROTTLE			88120-KTR-900ZG	MIRROR ASSY., LEFT BACK (CANDY BLAZING RED).....	1	1
*BRACKET 'R' HANDLE LEVER			88120-AAN-H01ZG	MIRROR ASSY., LEFT BACK (SHIELD GOLD ME.).....	1	1
*BRACKET 'L' HANDLE LEVER						
*COVER 'R' HANDLE LEVER.....		25	90003-KCC-840	BOLT ADPT. 10MM.....	2	2
*COVER 'L' HANDLE LEVER		26	90114-310-000	BOLT HANDLE LEVER PIVOT.....	2	2
		27	90201-MW3-620	NUT HEX 10MM	2	2
		28	93500-05022-1G	SCREW PAN 5X20	2	2
		29	93500-05022-1G	SCREW PAN 5X22	2	2
		30	94001-06090-0S	NUT HEX.6 MM	2	2
		31	96001-06025-07	BOLT, FLANGE, SH. 6X25	2	2

F - 4 HANDLE PIPE/TOP BRIDGE



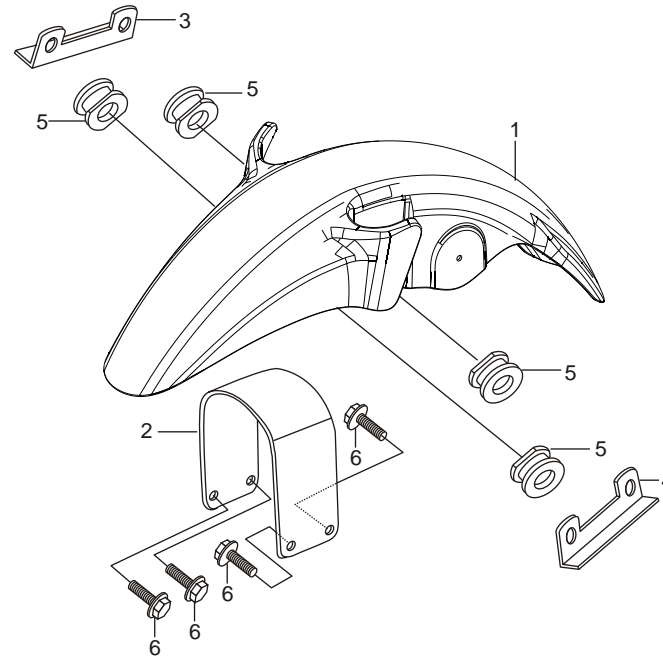
Service Item	F.R.T.	Ref. No.	Part No.	Description	Reqd. No.	
					GLAMOUR	
					DRUM	DISC
					KICK	SELF
*PIPE, STEERING HANDLE.....	0.5	1	53100-KTC-900	PIPE, STEERING HANDLE	1	1
*BRIDGE COMP., FORK TOP		2	53105-KRC-900	END STEERING HANDLE	2	2
*HOLDER, HANDLE PIPE UNDER.....	0.2	3	5313A-AAN-H20	HOLDER, HANDLE UP., SUB.....	2	2
(ADD 0.1 FOR EACH)		4	53132-124-000	HOLDER, HANDLE PIPE UNDER	2	2
		5	53132-KVN-870	EMBLEM, HANDLE UPPER HOLDER	1	1
		6	53133-198-900	RUBBER, HANDLE CUSHION UPPER	2	2
		7	53134-028-000	HANDLE, CUSHION UNDER RUBBER	2	2
		8	53135-198-900	WASHER, HANDLE CUSHION	2	2
		9	53136-198-900	PLATE, HANDLE CUSHION..	2	2
		10	53230-KTR-940	BRIDGE, COMP. FORK TOP.	1	1
		11	90102-KVN-900	BOLT, SP. FLANGE SOCKET 6X22	4	4
		12	90304-KSP-900	NUT, STRG. STEM	1	1
		13	90304-GA6-000	NUT FLANGE PT.10 MM	2	2
		14	90503-KTR-900	WASHER, STEERING STEM	1	1
		15	91455-MG8-000	CAP, SOC BOLT 6MM	4	4
		16	94101-06000	WASHER PLAIN 6MM	4	4

F - 5 STEERING STEM



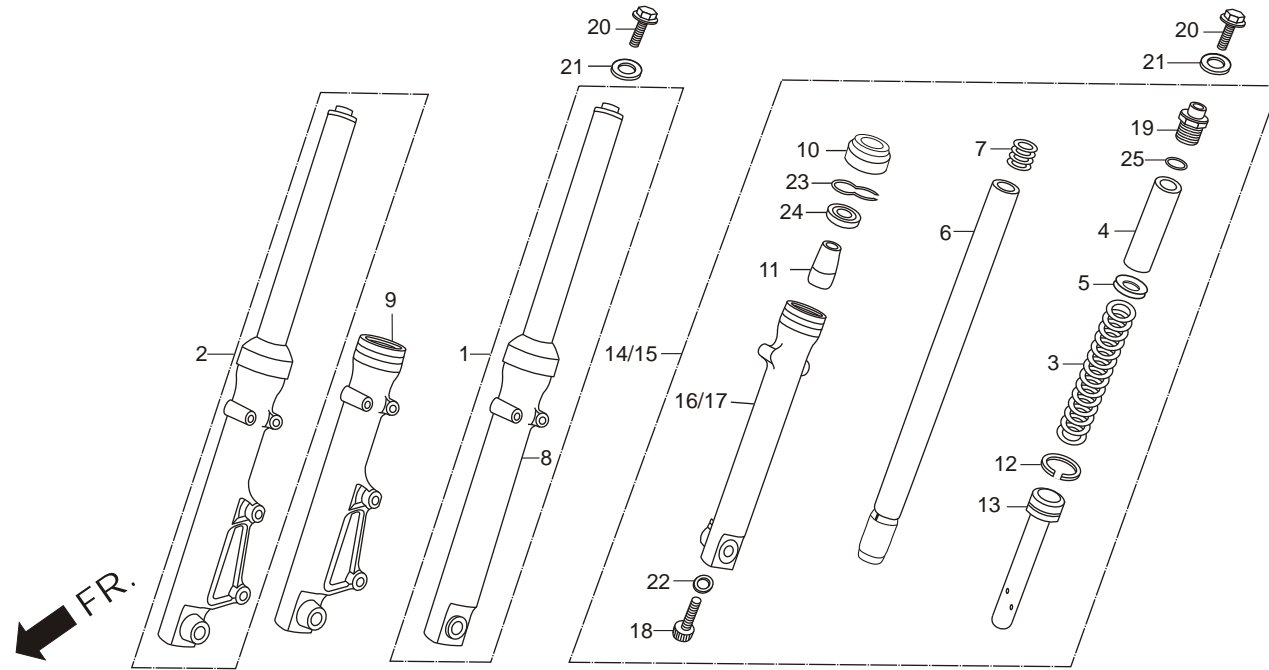
Service Item	F.R.T.	Ref. No.	Part No.	Description	Reqd. No.	
					GLAMOUR FI	
					DRUM	DISC
					KICK	SELF
*RACE, STEERING BALL.....	0.8	1	50301-KTR-900	RACE, STEERING BALL	2	2
(ONE OR ALL).....		2	53200-KTR-A20	STEM, COMP., STEERING.....	1	-
*STEM COMP., STEERING	0.9		53200-KTR-A30	STEM, COMP., STEERING.....	-	1
*RACE, STEERING TOP CONE.....	0.5	3	53211-268-010	RACE, STEERING TOP CONE	1	1
*THREAD, STEERING HEAD TOP		4	53212-200-000	RACE, STEERING BOTTOM CONE	1	1
		5	53214-200-000	DUST SEAL, STEERING HEAD	1	1
		6	53215-KTR-900	BALL, ASSY. STEERING	2	2
		7	53221-KTR-900	THREAD, STEERING HEAD TOP	1	1
		8	53222-KTR-900	MUD GUARD, STEERING HEAD TOP	1	1
		9	95701-08040-00	BOLT, FLANGE, 8X40.....	2	2
		10	96211-08000	BALL, STEEL 8MM	16	16

F - 6 FRONT FENDER



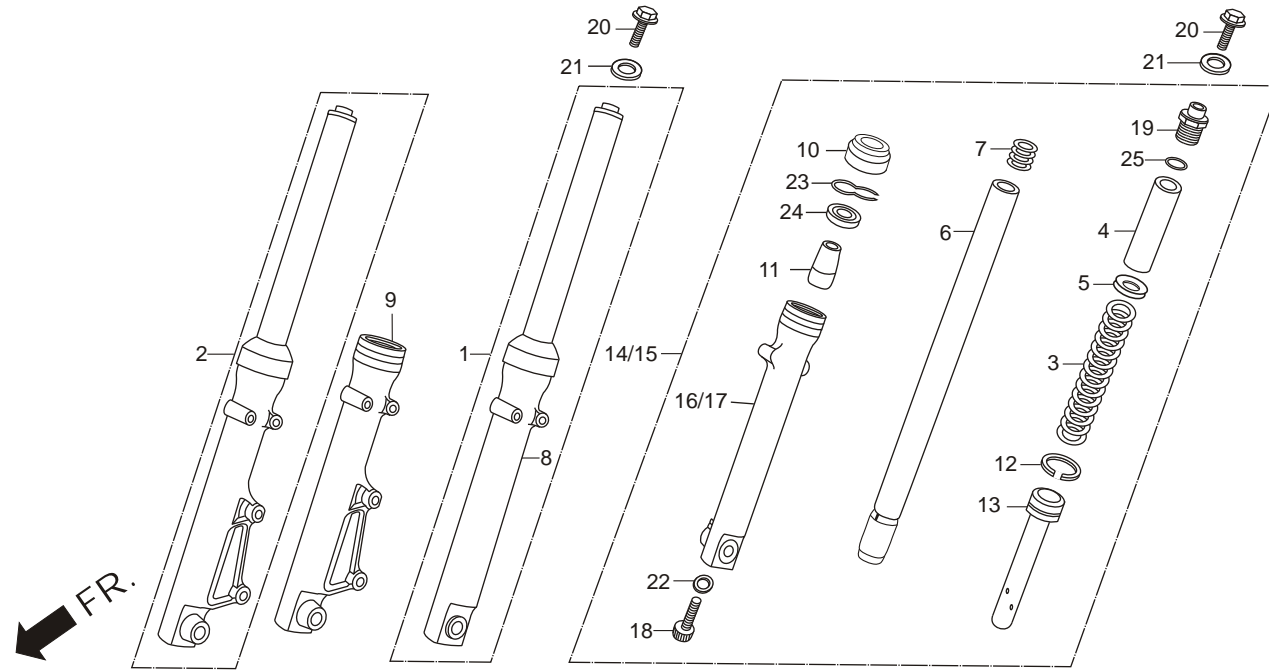
Service Item	F.R.T.	Ref. No.	Part No.	Description	Reqd. No.	
					GLAMOUR FI	
					DRUM	DISC
					KICK	SELF
*FENDER FRONT.....	0.3	1	61100-KTR-A20ZA	FENDER FRONT (BLACK-NH-1)	1	1
			61100-KTR-A20ZD	FENDER FRONT (CANDY BLAZING RED)	1	1
			61100-KTR-A20ZG	FENDER FRONT (SHIELD GOLD METALLIC)	1	1
		2	61102-KTC-900	STAY, FRONT FENDER	1	1
		3	61103-KTR-940	BRACKET, FRONT FENDER RIGHT	1	1
		4	61104-KTR-940	BRACKET, FRONT FENDER LEFT	1	1
		5	61105-KTC-900	RUBBER, FRONT FENDER MOUNT.....	4	4
		6	95701-06020-00	BOLT, FLANGE, 6X20	4	4

F-7 FRONT FORK



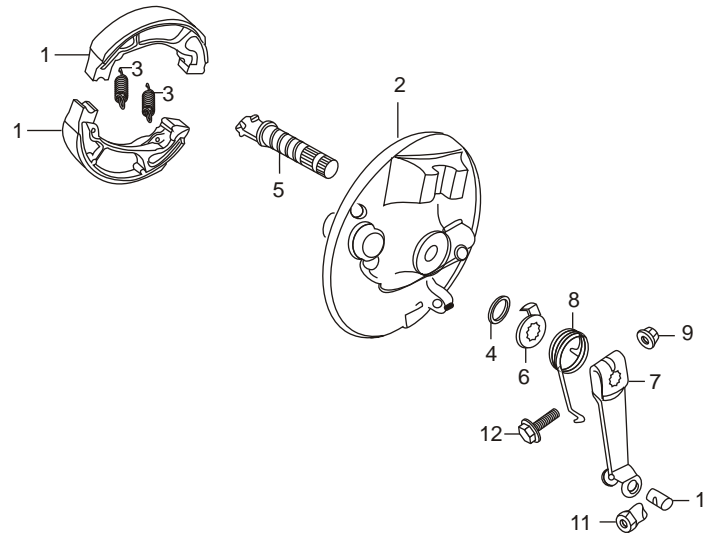
Service Item	F.R.T.	Ref. No.	Part No.	Description	Reqd. No.	
					GLAMOUR FI	
					DRUM	DISC
					KICK	SELF
*FORK ASSY., R/L FR.....	0.5	1	51400-KTR-A01	FORK ASSY., 'R' FR.....	1	-
(ADD 0.2 FOR EACH).....		2	51400-KTR-A01	FORK ASSY., 'R' FR.....	-	1
*SPRING, FR. CUSHION.....	0.6	3	51401-KST-941	SPRING, FR. FORK.....	2	2
(ADD 0.2 FOR EACH).....		4	51403-KCC-900	COLLAR, SPRING.....	2	2
*PIPE COMP., FR. FORK.....	0.8	5	51403-447-730	JOINT, SPRING.....	2	2
(ADD 0.5 FOR EACH).....						
*CASE R/L FR. BOTTOM.....	0.9	6	51410-KWA-941	PIPE COMP., FR. FORK.....	2	2
(ADD 0.5 FOR EACH).....		7	51412-KAG-900	SPRING, REBOUND.....	2	2
		8	51420-KTR-A01	CASE, R. FR. BOTTOM.....	1	-
		9	51420-KTR-A01	CASE, R. FR. BOTTOM.....	-	1
		10	51425-KST-901	SEAL, DUST.....	2	2
		11	51432-KST-901	PIECE, OIL LOCK.....	2	2
		12	51437-KVN-901	RING, PISTON.....	2	2
		13	51440-KTR-901	PIPE, SEAT.....	2	2
		14	51500-KTR-A01	FORK ASSY., L. FR.....	1	-
		15	51500-KTR-A01	FORK ASSY., L. FR.....	-	1
		16	51520-KTR-A01	CASE, L. FR. BOTTOM.....	1	-
		17	51520-KTR-A01	CASE, L. FR. BOTTOM.....	-	1
		18	90116-KAG-900	BOLT, SOCKET, 8 MM.....	2	2
		19	90123-KST-941	BOLT A FR. FORK.....	2	2
		20	90123-KRM-860	BOLT, FR. FORK.....	2	2

F-7 FRONT FORK



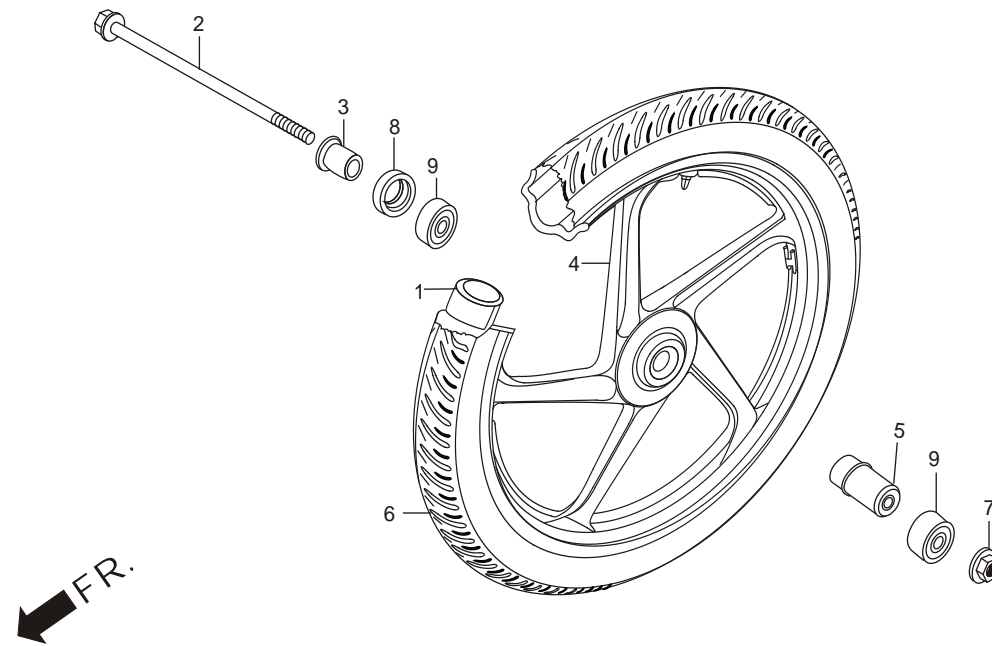
Service Item	F.R.T.	Ref. No.	Part No.	Description	Reqd. No.	
					GLAMOUR FI	
					DRUM	DISC
					KICK	SELF
*FORK ASSY., R/L FR.....	0.5	21	90521-292-000	WASHER, PLAIN, 10.3 MM.....		2
(ADD 0.2 FOR EACH).....		22	90544-439-930	WASHER, SPECIAL, 8 MM.....		2
*SPRING, FR. CUSHION.....	0.6	23	90601-GF5-730	RING, OIL SEAL STOPPER.....		2
(ADD 0.2 FOR EACH).....		24	91255-169-000R	OIL SEAL, 30X42X11.....		2
*PIPE COMP., FR. FORK.....	0.8	25	91356-KAG-900	O-RING.....		2
(ADD 0.5 FOR EACH).....						
*CASE R/L FR. BOTTOM.....	0.9					
(ADD 0.5 FOR EACH).....						

F - 8 FR. BRAKE PANEL



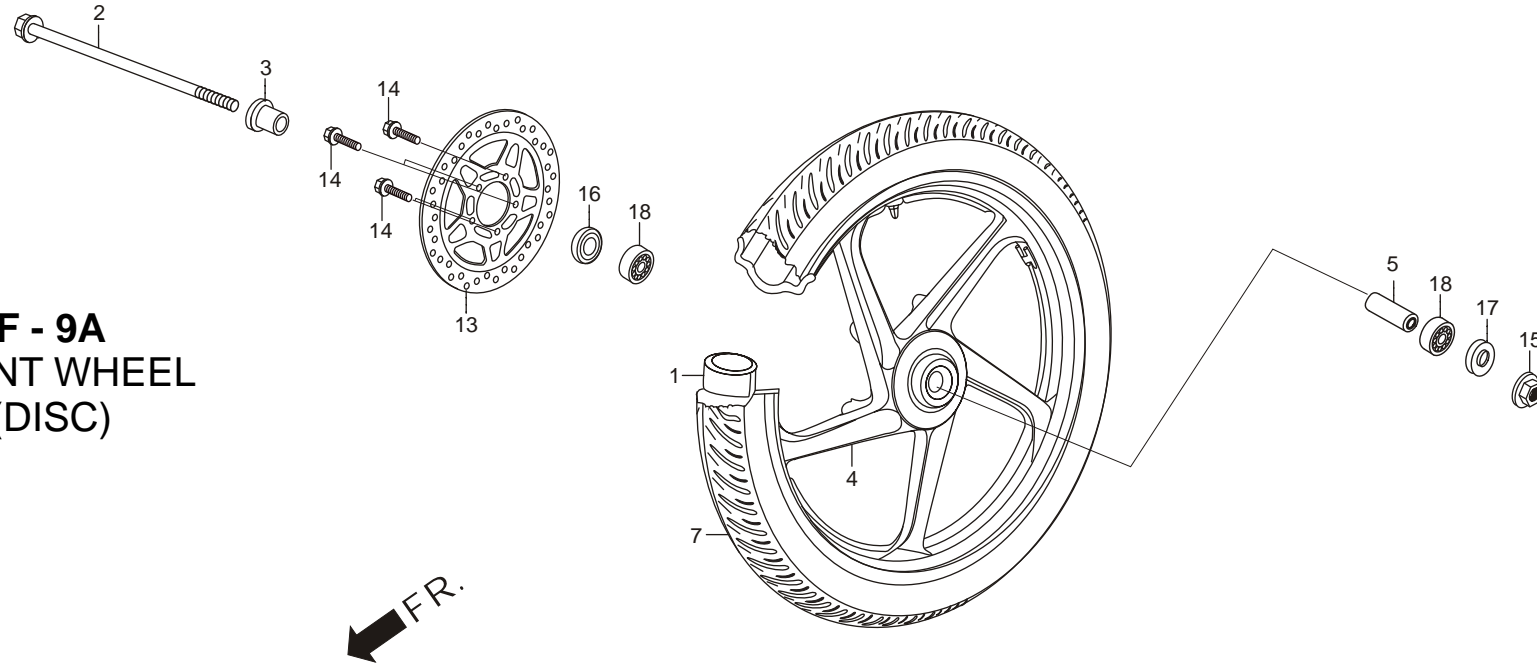
Service Item	F.R.T.	Ref. No.	Part No.	Description	Reqd. No.	
					GLAMOUR FI	
					DRUM	DISC
					KICK	SELF
*GEAR, SPEEDOMETER	0.3	1	43125-KRP-981	SHOE COMP., BRAKE.....	2	-
*PINION, SPEEDOMETER.....	0.6	2	45100-KTR-A20	PANEL COMP., FRONT BRAKE.....	1	-
*PANEL SUB COMP., FR. BRAKE.....	0.4	3	45133-KCC-900	SPRING, FRONT BRAKE SHOE.....	2	-
(INC. RELATIVE PART).....		4	45134-250-000	BRAKE CAM, DUST SEAL	1	1
*SHOE COMP., BRAKE		5	45141-KTC-900	CAM FRONT BRAKE	1	-
(ONE OR ALL)						
*ARM. FR. BRAKE	0.1	6	45145-096-650	INDICATOR, FRONT BRAKE	1	-
(INC. RELATIVE PART).....		7	45410-KTR-A20	ARM, FRONT BRAKE.....	1	-
		8	45435-GB2-720	SPRING, BRAKE ARM RETURN	1	-
		9	94050-06000	NUT, FLANGE, 6 MM.....	1	1
		10	95015-32001	JOINT, 'B' BRAKE ARM	1	-
		11	95015-42000	NUT, 'B' ADJUST.....	1	-
		12	95701-06032-00	BOLT, FLANGE, 6X32.....	1	-

**F - 9
FRONT WHEEL
(DRUM)**



Service Item	F.R.T.	Ref. No.	Part No.	Description	Reqd. No.	
					GLAMOUR FI	
					DRUM	DISC
					KICK	SELF
*TUBE, TYRE 2.75X18	0.9	1	42712-KCS-920	TUBE, TYRE 2.75X18.....	1	-
*TYRE, FR. (2.75-18 42P)		2	44301-KTR-700	AXLE, FR. WHEEL	1	-
*AXLE, FR. WHEEL	0.2	3	44311-KRC-900	COLLAR, FR.WHEEL SIDE	1	-
*COLLAR, FR. AXLE DISTANCE.....	0.4	4	44601-AAC-H31	WHEEL COMP. FRONT	1	-
*BEARING RADIAL BALL, 6301U		5	44620-400-000	COLLAR FR. AXLE DISTANCE	1	-
(ADD 0.1 FOR EACH)						
*DUST SEAL, 21 X 37 X 7	0.3	6	44711-KFN-850	TYRE, FR. (2.75-18 42P)	1	-
		7	90306-KF0-000	NUT, FLANGE, 12 MM	1	-
		8	91251-KPH-901	DUST SEAL, 21X37X7	1	-
		9	96140-63010-10	BEARING, BALL RADIAL, 6301	2	-

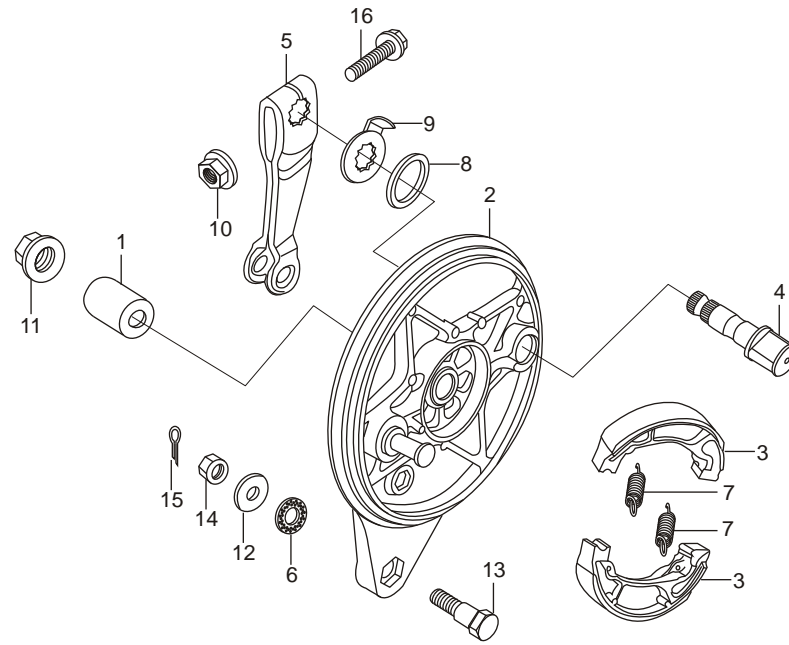
**F - 9A
FRONT WHEEL
(DISC)**



Service Item	F.R.T.	Ref. No.	Part No.	Description	Reqd. No.	
					GLAMOUR FI	
					DRUM	DISC
					KICK	SELF
*TUBE, TYRE (2.75-18)	0.9	1	42712-KCS-920	TUBE, TYRE (2.75-18).....	-	1
*TYRE, FR. (2.75-18- 42P)		2	44301-KTR-700	AXLE, FR. WHEEL	-	1
*AXLE, FR. WHEEL	0.3	3	44311-KRC-900	COLLAR, FR. WHEEL SIDE	-	1
*COLLAR, FRONT DISTANCE	0.4	4	44601-AAC-H31	WHEEL COMP., FR.	-	1
*GEAR BOX ASSY., SPDMT		5	44620-400-000	COLLAR, FRONT DISTANCE.....	-	1
*DISC, FR. BRAKE		6	44711-KFN-850	TYRE, FR.2.75-18- 42P	-	1
*BEARING, RADIAL BALL		7	45251-KSP-861	DISC, FRONT BRAKE	-	1
(ADD. 0.1 FOR EACH)		8	90105-MK5-010	BOLT, DISC, 8X22.....	-	6
		9	90306-KF0-000	NUT, FLANGE, 12 MM	-	1
		10	91251-KPH-901	DUST SEAL, 21X37X7	-	1
		11	91258-KEJ-900	DUST SEAL, 40X50X5	-	1
		12	96150-63010-10	BEARING, BALL RADIAL, 6301	-	2

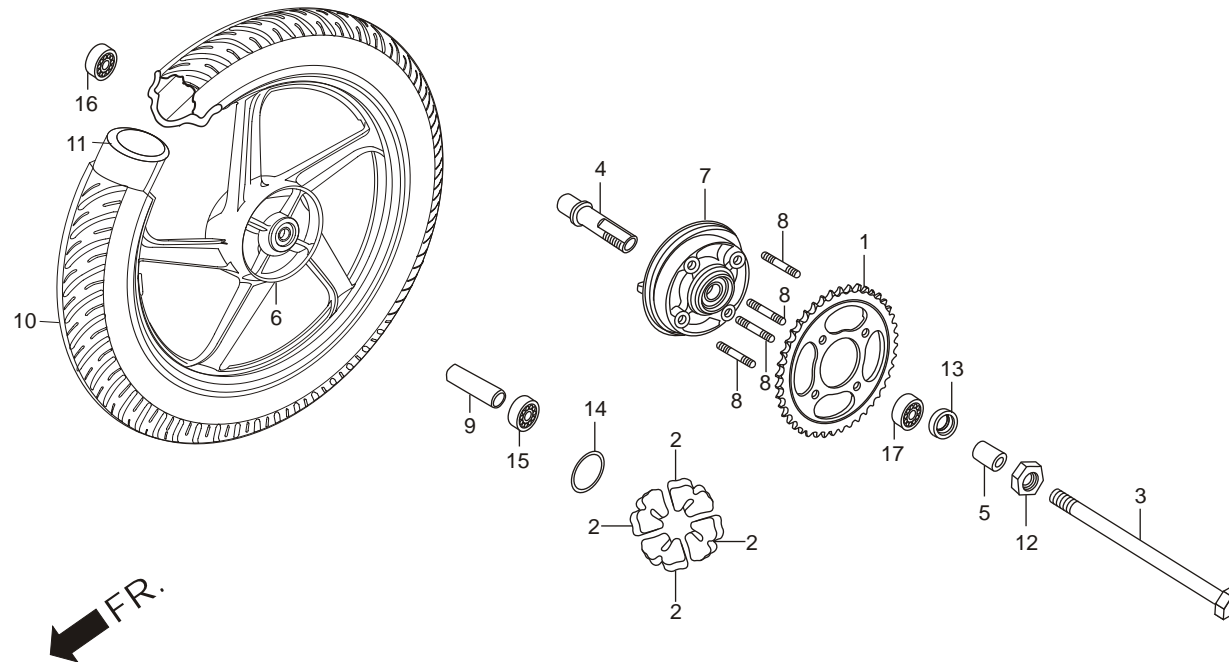
F - 10 REAR BRAKE PANEL

FR.



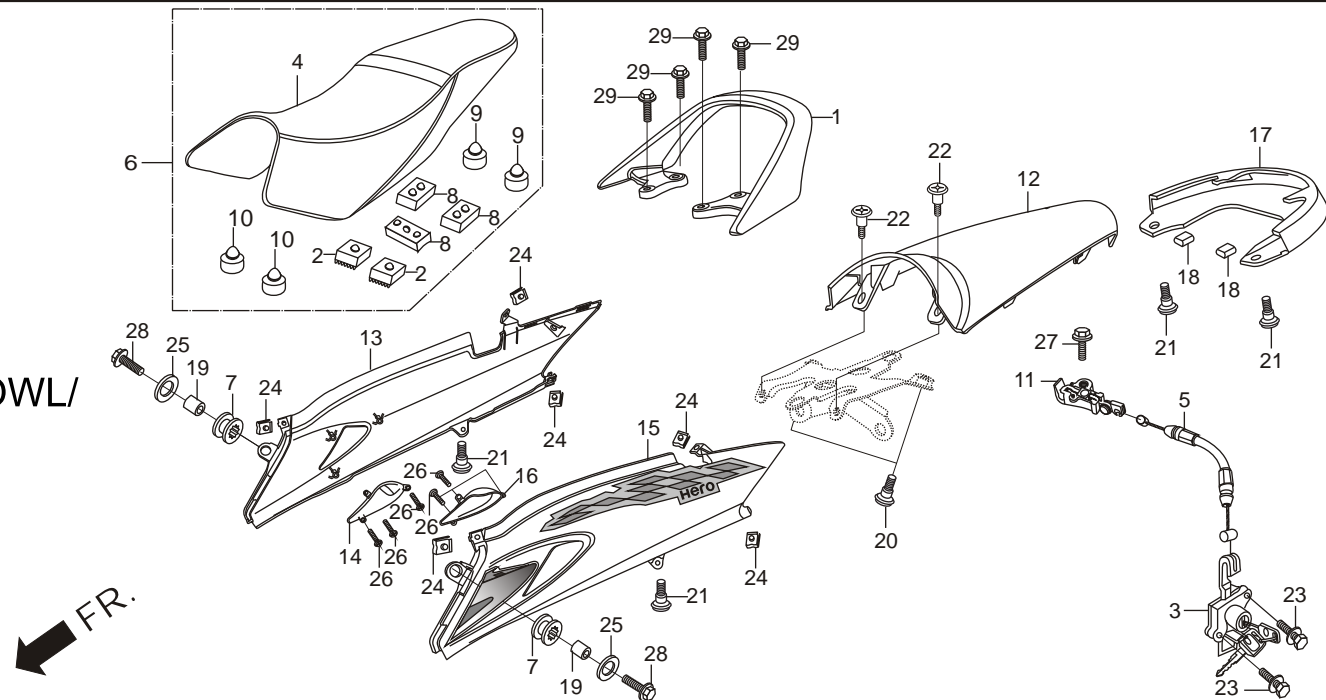
Service Item	F.R.T.	Ref. No.	Part No.	Description	Reqd. No.	
					GLAMOUR FI	
					DRUM	DISC
					KICK	SELF
*PANEL COMP., RR. BRAKE.....	0.5	1	42313-198-900	COLLAR, RR. BRK. PANEL SIDE.....	1	1
*SHOE COMP., BRAKE..... (ONE OR ALL)	0.4	2	43100-KTR-700	PANEL COMP., RR. BRAKE	1	1
		3	43125-KRP-981	SHOE COMP., BRAKE.....	2	2
*ARM, RR. BRAKE	0.1	4	43141-KTC-900	CAM, REAR BRAKE	1	1
(INC. RELATIVE PART)		5	43410-KCT-690	ARM, REAR BRAKE	1	1
		6	43434-286-000	RUBBER, STOPPER ARM CUSHION.....	1	1
		7	45133-KCC-900	SPRING, FR. BRAKE SHOE	2	2
		8	45134-250-000	BRAKE, CAM DUST SEAL	1	1
		9	45145-KFM-900	INDICATOR, FR. BRK.....	1	1
		10	90301-473-000	NUT, 'U' 6 MM	1	1
		11	90306-KF0-000	NUT, FLANGE, 12 MM	1	1
		12	90505-425-000	WASHER, 8 MM.....	1	1
		13	92811-10000	BOLT, 'A' BRAKE STOPPER.....	1	1
		14	94001-08000-0S	NUT, HEX., 8 MM	1	1
		15	94201-20150	PIN, SPLIT, 2X15 MM	1	1
		16	95701-06035-00	BOLT, FLANGE, 6X35.....	1	1

F - 11 REAR WHEEL



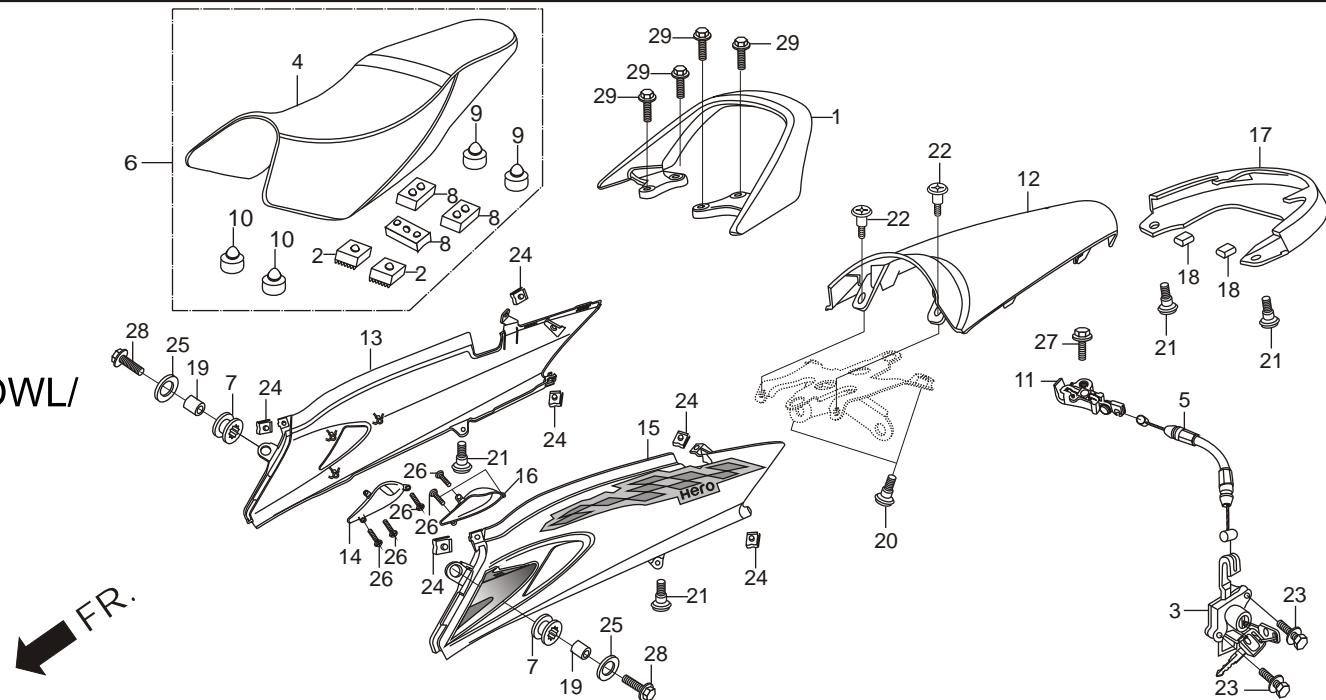
Service Item	F.R.T.	Ref. No.	Part No.	Description	Reqd. No.	
					GLAMOUR FI	
					DRUM	DISC
					KICK	SELF
* AXLE, REAR WHEEL.....	0.2	1	41201-KTR-900	SPROCKET, FINAL DRIVEN (43T)	1	1
* SPROCKET FINAL DRIVEN (43T)	0.7	2	41241-KTC-900	DAMPER, REAR WHEEL	4	4
* DAMPER, RR. WHEEL	0.4	3	42301-KTR-700	AXLE, REAR WHEEL.....	1	1
(ONE OR ALL)		4	42303-KTR-900	SLEEVE, REAR WHEEL.....	1	1
* COLLAR, RR. AXLE DISTANCE		5	42304-KTC-900	COLLAR, RR. WHEEL SIDE	1	1
* BEARING, RADIAL BALL, 6301U (ADD 0.1 FOR EACH)		6	42601-AAC-H01	WHEEL COMP., REAR.....	1	1
* SLEEVE, RR. WHEEL.....	0.5	7	42611-KTC-900	FLANGE, FINAL DRIVEN.....	1	1
* FLANGE, FINAL DRIVEN.....	0.8	8	42615-198-900	BOLT, STUD, 8X42.....	4	4
* TYRE, RR.	0.9	9	42620-KTR-700	COLLAR, REAR AXLE DISTANCE	1	1
* BEARING, RADIAL BALL, 6203.....	0.6	10	42711-KCC-730	TYRE, RR.(3.0-18)	1	1
		11	42712-P11-000	TUBE, TYRE (2.25-3.0X18)	1	1
		12	90307-001-000	NUT, RR. AXLE SLEEVE	1	1
		13	90753-029-000	OIL SEAL, 27X40X6.....	1	1
		14	91304-704-000	O-RING, 42 MM.....	1	1
		15	96140-63010-10	BEARING, BALL RADIAL, 6301.....	2	2
		16	96150-62030-10	BEARING, BALL RADIAL, 6203 (UU)	1	1

F - 12
SEAT ASSY./RR COWL/
GRIP REAR



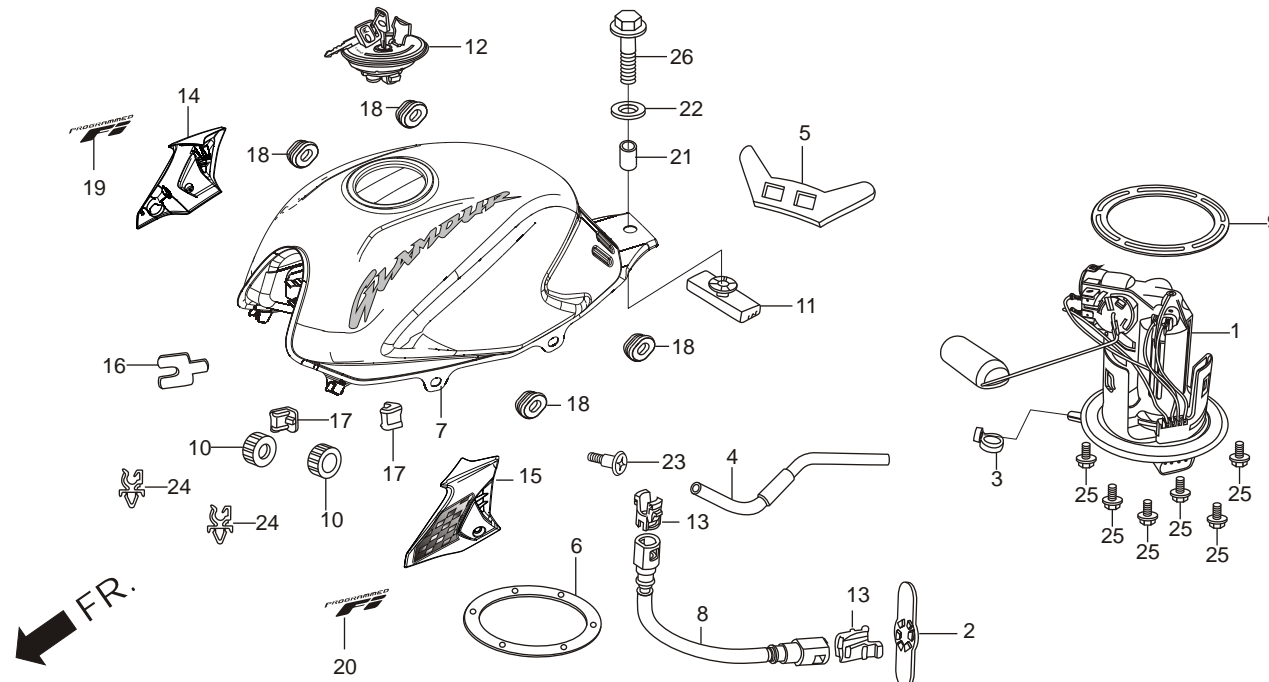
Service Item	F.R.T.	Ref. No.	Part No.	Description	Reqd. No.	
					GLAMOUR FI	
					DRUM KICK	DISC SELF
*SEAT ASSY., DOUBLE	0.1	1	50400-KTR-940ZB	GRIP, REAR (BLACK-1)	1	1
*SET, CENTER RR. COWL			50400-KTR-780ZA	GRIP, REAR (SPORTS RED).....	1	1
*SET, RIGHT SIDE COWL						
*SET, LEFT SIDE COWL						
*PIPE ASSY., REAR GRIP.	0.2	2	50524-001-000	RUBBER, MAIN STAND STOPPER.....	2	2
		3	7711A-AAC-H00	LOCK ASSY., SEAT	1	1
		4	7720A-KTR-A20	COVER, SEAT ASSY.....	1	1
		5	77156-KTR-900	CABLE, SEAT LOCK	1	1
		6	77200-KTR-A20	SET ASSY DOUBLE.....	1	1
		7	77202-KCC-900	RUBBER, SEAT MTG.....	2	2
		8	77204-KCC-900	RUBBER 'A', SEAT SETTING.	3	3
		9	77206-KCC-900	RUBBER, SEAT CUSHION	2	2
		10	77206-KTR-900	RUBBER, SEAT CUSHION	2	2
		11	77220-KY6-000	HOOK, SEAT LOCK	1	1
		12	77230-KTR-A20ZA	SET, CENTER RR. COWL(BLACK-1)	1	1
			77230-KTR-A20ZD	SET, CENTER RR. COWL(CANDY BLAZING RED)	1	1
			77230-AAN-H20ZG	SET, CENTER RR. COWL(SHIELD GOLD METALLIC)	1	1
		13	77240-KTR-A20ZA	SET, RIGHT SIDE COWL (BLACK-1).....	1	1
			77240-KTR-A20ZD	SET, RIGHT SIDE COWL (CANDY BLAZING RED)	1	1
			77240-AAN-H20ZG	SET, RIGHT SIDE COWL (SHIELD GOLD METALLIC)	1	1

F - 12
SEAT ASSY./RR COWL/
GRIP REAR



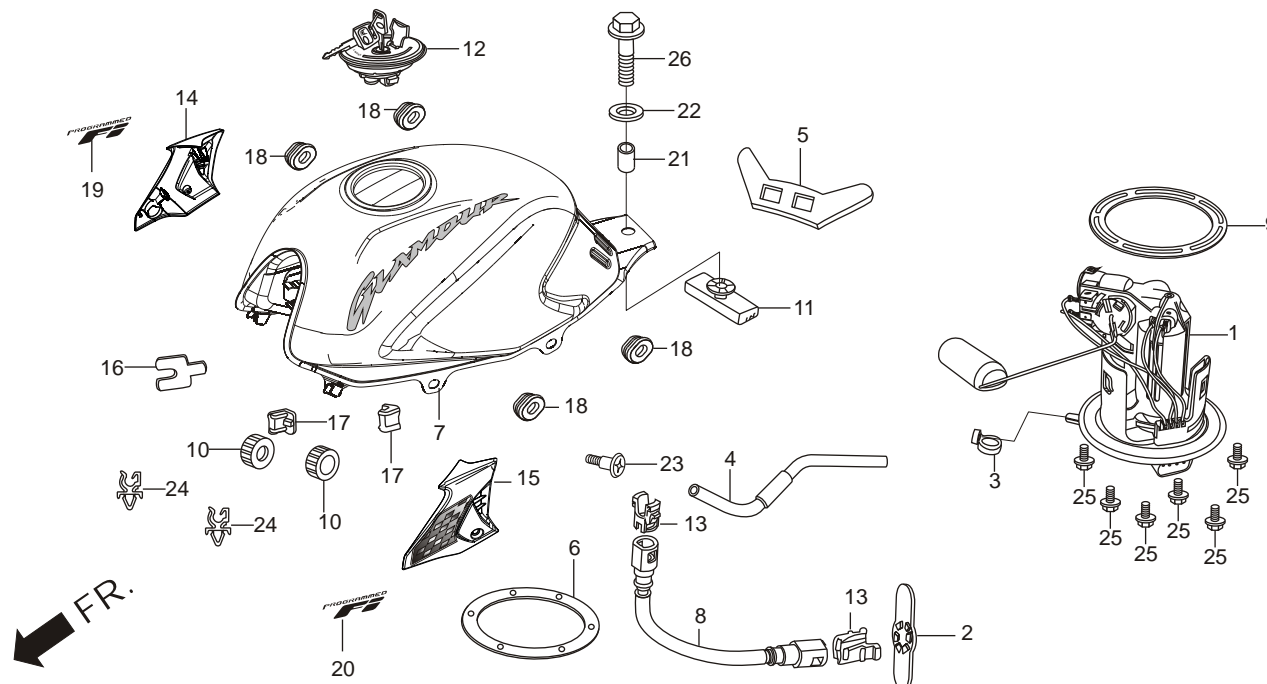
Service Item	F.R.T.	Ref. No.	Part No.	Description	Reqd. No.	
					GLAMOUR FI	
					DRUM	DISC
					KICK	SELF
*SEAT ASSY., DOUBLE	0.1	14	77248-KTR-900	GRILL, R COWL	1	1
*SET, CENTER RR. COWL						
*SET, RIGHT SIDE COWL		15	77250-KTR-A20ZA	SET, LEFT SIDE COWL (BLACK-1)	1	1
*SET, LEFT SIDE COWL			77250-KTR-A20ZD	SET, LEFT SIDE COWL (CANDY BLAZING RED)	1	1
*PIPE ASSY., REAR GRIP.	0.2		77250-AAN-H20ZG	SET, LEFT SIDE COWL (SHIELD GOLD METALLIC)	1	1
		16	77258-KTR-900	GRILL, LEFT COWL	1	1
		17	77266-KTR-A00	COWL, REAR UNDER	1	1
		18	77267-KTR-900	RUBBER, COWL	2	2
		19	84702-KCC-900	COLLAR, STAY NO. PLATE SET	2	2
		20	90101-087-720	SCREW, HD., LT., SET	2	2
		21	90101-GE0-000	SCREW, HINGE PATCH.....	4	4
		22	90102-GB2-720	SCREW, PAN 5 X 16	2	2
		23	90107-GZ4-670	BOLT, BREAK OFF.....	2	2
		24	90320-GC3-000	NUT, SPRING 5 MM	6	6
		25	90563-355-000	WASHER, WHEEL, 6 MM	2	2
		26	93903-34380	SCREW TAPPING 4 X 12.....	6	6
		27	95701-06012-08	BOLT, FLANGE, 6X12	1	1
		28	95701-06020-08	BOLT, FLANGE, 6X20	2	2
		29	95701-08020-00	BOLT FLANGE, 8X20	4	4

F - 13 FUEL TANK



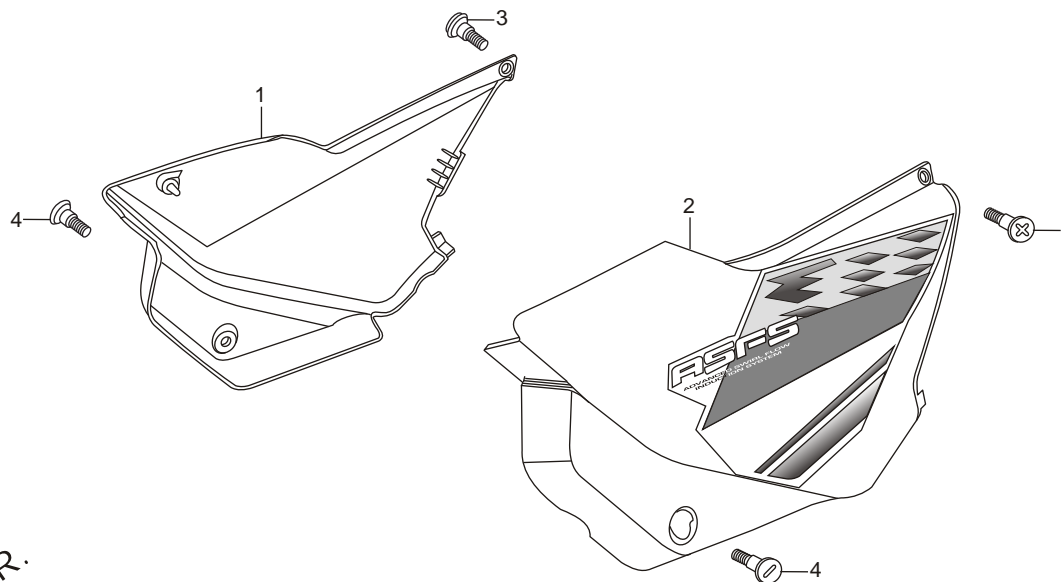
Service Item	F.R.T.	Ref. No.	Part No.	Description	Reqd. No.	
					GLAMOUR FI	
					DRUM	DISC
					KICK	SELF
*COCK ASSY., FUEL	0.2	1	16700-KTR-942	UNIT ASSY., FUEL PUMP	1	1
*SCREEN, FUEL STRAINER.....		2	16718-KTR-940	DAMPER, CONNECTOR	1	1
*TANK SET, FUEL.....	0.3	3	16719-KPH-700	DAMPER, CONNECTOR	1	1
*UNIT ASSY., FUEL		4	17199-KTR-940	TUBE, DRAIN	1	1
		5	17506-KTR-700	TANK FILM PROTECTOR	1	1
		6	17507-KTR-940	PLATE, SETTING	1	1
		7	17520-KTR-A40ZA	SET, FUEL TANK (BLACK-1).....	1	1
			17520-KTR-A40ZD	SET, FUEL TANK (CANDY BLAZING RED)	1	1
			17520-KTR-A40ZG	SET, FUEL TANK (SHIELD GOLD METALLIC)	1	1
		8	17570-KTR-941	HOSE COMP., FUEL FEED.....	1	1
		9	17572-KTR-940	GASKET, FUEL PUMP	1	1
		10	17611-KCC-900	CUSHION, FRONT FUEL TANK.....	2	2
		11	17613-KCC-900	CUSHION, REAR TANK.....	1	1
		12	17620-GE2-931	CAP COMP, FUEL FILLER	1	1
		13	17711-S0X-A31	RETAINER	2	2
		14	64200-AAN-H40ZA	SET, RIGHT SHROUD (BLACK-1)	1	1
			64200-AAN-H40ZB	SET, RIGHT SHROUD (CANDY BLAZING RED).....	1	1
			64200-AAN-H40ZG	SET, RIGHT SHROUD (SHIELD GOLD METALLIC).....	1	1

F - 13 FUEL TANK



Service Item	F.R.T.	Ref. No.	Part No.	Description	Reqd. No.	
					GLAMOUR FI	
					DRUM	DISC
					KICK	SELF
*COCK ASSY., FUEL	0.2	15	64300-AAN-H40ZA	SET, LEFT SHROUD (BLACK-1).....	1	1
*SCREEN, FUEL STRAINER.....			64300-AAN-H40ZB	SET, LEFT SHROUD (CANDY BLAZING RED)	1	1
*TANK SET, FUEL.....	0.3		64300-AAN-H40ZG	SET, LEFT SHROUD (SHIELD GOLD METALLIC)	1	1
*UNIT ASSY., FUEL						
		16	75581-673-000	SET, SPRING LOCK KEY.....	1	1
		17	83502-KCC-900	GROMMET, SIDE COVER	2	2
		18	83551-300-000	GROMMET, AIR CLEANER CASE	4	4
		19	86223-AAN-H40	EMBLEM RIGHT SHROUD	1	1
		20	86323-AAN-H40	EMBLEM LEFT SHROUD	1	1
		21	90324-KCC-900	COLLAR, 8 MM.....	1	1
		22	90325-KCC-900	WASHER, PLAIN, 8 MM.....	1	1
		23	90381-KWA-940	SCREW, SPECIAL 6X13	1	1
		24	90661-KTR-940	CLIP, FEED HOSE.....	2	2
		25	95701-06012-00	BOLT FLANGE, 6X12	6	6
		26	95701-08035-08	BOLT, FLANGE, 8X35	1	1

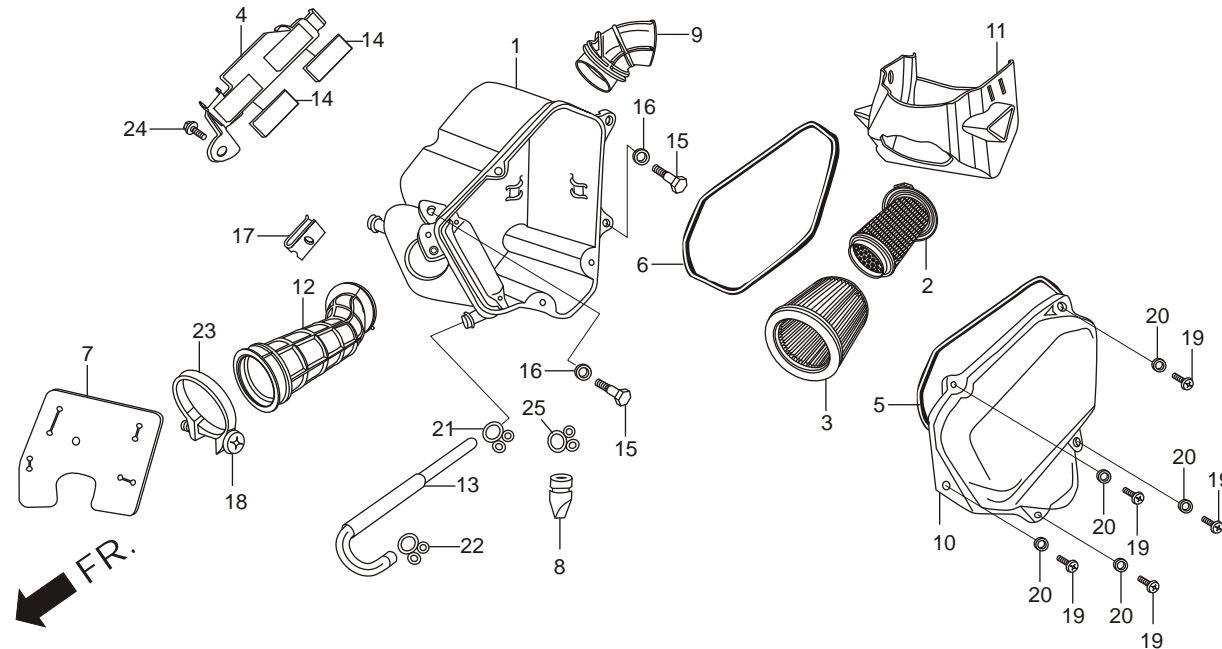
**F - 14
SIDE COVER**



FR.

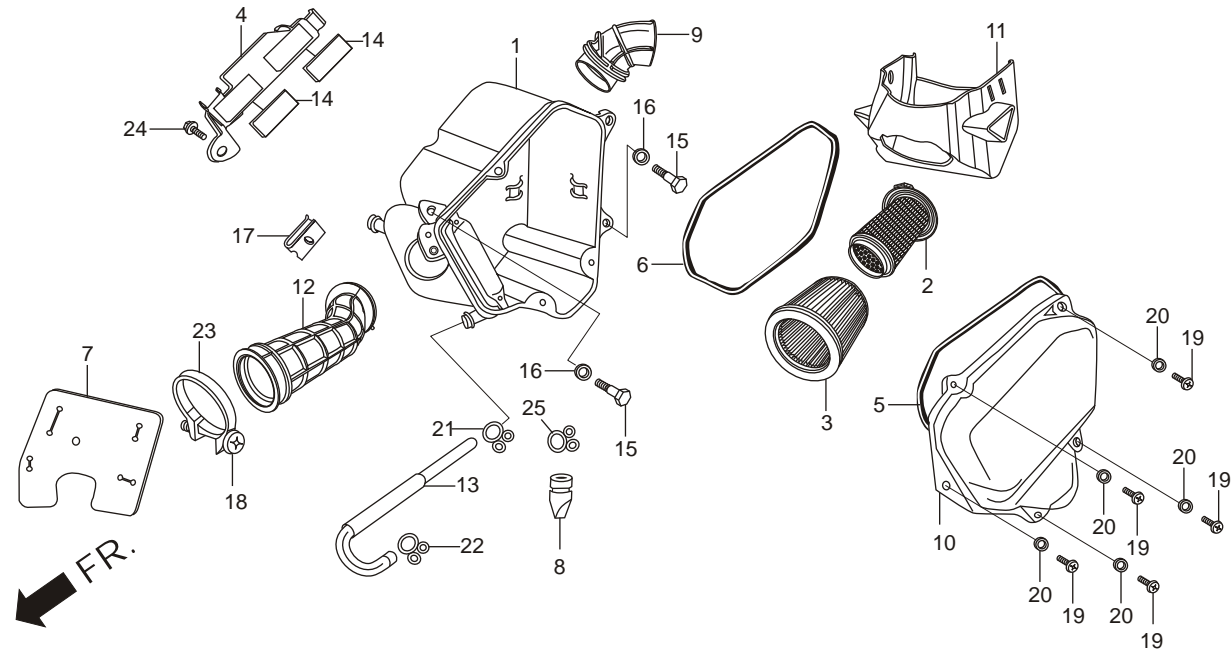
Service Item	F.R.T.	Ref. No.	Part No.	Description	Reqd. No.	
					GLAMOUR FI	
					DRUM	DISC
					KICK	SELF
*SET, RIGHT SIDE COVER.....	0.1	1	83500-KTR-A20ZA	SET, RIGHT SIDE COVER (BLACK-1)	1	1
*SET, LEFT SIDE COVER	0.1		83500-KTR-A20ZD	SET, RIGHT SIDE COVER (CANDY BLAZING RED).....	1	1
			83500-KTR-A20ZG	SET, RIGHT SIDE COVER (SHIELD GOLD METALLIC).....	1	1
		2	83600-KTR-A20ZA	SET, LEFT SIDE COVER (BLACK-1)	1	1
			83600-KTR-A20ZD	SET, LEFT SIDE COVER (CANDY BLAZING RED).....	1	1
			83600-KTR-A20ZG	SET, LEFT SIDE COVER (SHIELD GOLD METALLIC).....	1	1
		3	90101-GE0-000	SCREW, HINGE PATCH	2	2
		4	90381-KWA-940	SCREW SPECIAL 6X13.....	2	2

F - 15 AIR CLEANER



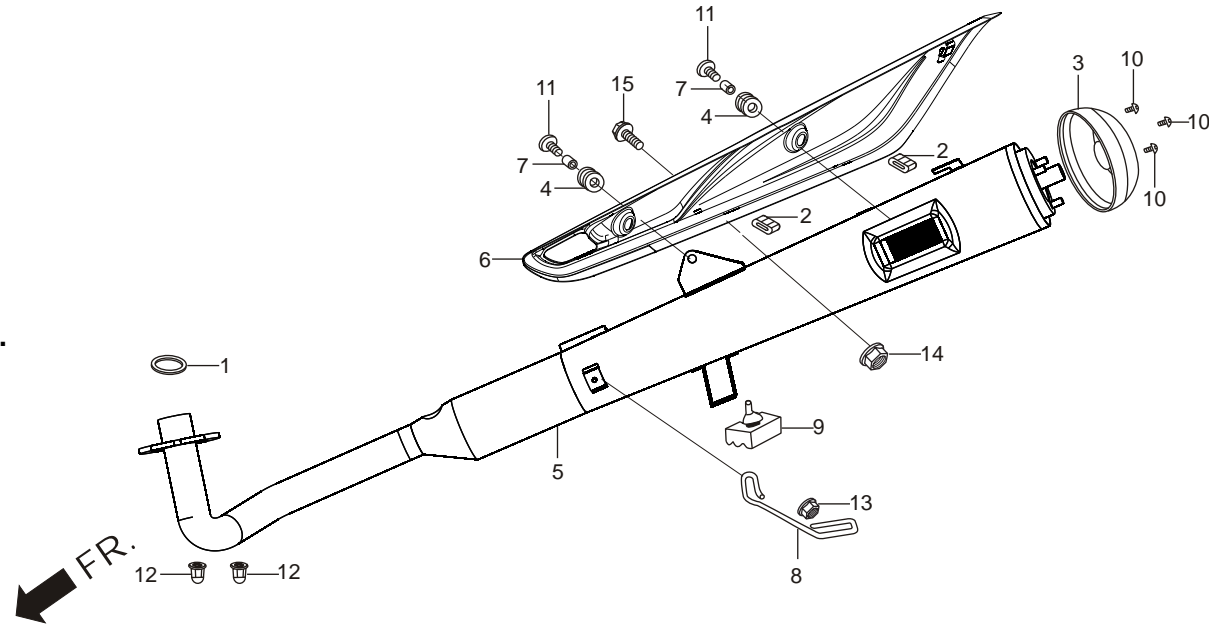
Service Item	F.R.T.	Ref. No.	Part No.	Description	Reqd. No.	
					GLAMOUR	
					DRUM	DISC
					KICK	SELF
*CASE, SUB ASSY. AIR/C	0.3	1	17210-KWA-840	CASE AIR/C	1	-
*ELEMENT, AIR/C	0.2	2	17212-KTC-900	HOLDER, ELEMENT	1	1
*HOLDER, ELEMENT		3	17213-KWA-940	ELEMENT, AIR/C	1	1
*COVER SUB ASSY. AIR/C		4	17214-KWA-840	BAND, BATTERY	1	-
*DUCT, AIR/C INLET		5	17218-KTC-900	SEAL, A/I CLEANER	1	1
*TUBE, AIR/C CONN						
*BAND, BATTERY		6	17219-KTC-900	SEAL, A/I CLEANER	1	1
		7	17224-KTR-900	WATER GUARD, FRONT	1	1
		8	17234-KCC-940	TUBE, AIR/C DRAIN	1	1
		9	17234-KTR-900	COVER AIR/C DUCT	1	1
		10	17235-KTC-900	COVER AIR/C	1	1
		11	17251-KTC-900	DUCT, AIR/C INLET	1	1
		12	17253-AAN-H40	TUBE, AIR/C CONN.	1	1
		13	17365-KTC-900	TUBE, BREATHER	1	1
		14	83407-KTR-940	CUSHION BATTERY	2	2
		15	90111-187-000	BOLT, FLANGE 6 MM	2	2
		16	90111-187-020	WASHER, SPL., 8.5 (DIA. 20MM)	2	2
		17	90311-MT3-000	NUT, CLIP, 6 MM	1	1
		18	93500-04025-0G	SCREW, PAN, 4X25	1	1
		19	93500-05016-0A	SCREW, PAN, 5X16	5	5
		20	94101-05000	WASHER, PLAIN, 5 MM	5	5

F - 15 AIR CLEANER



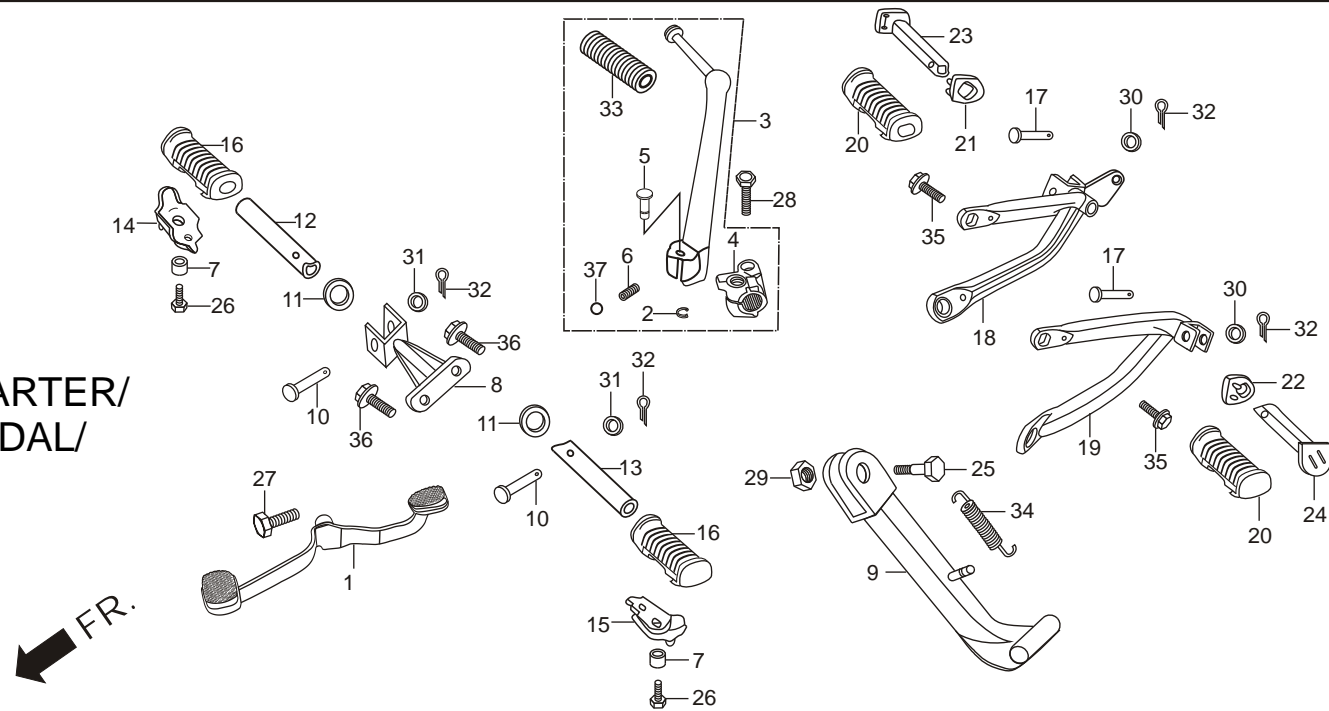
Service Item	F.R.T.	Ref. No.	Part No.	Description	Reqd. No.	
					GLAMOUR	
					DRUM	DISC
					KICK	SELF
*CASE, SUB ASSY. AIR/C	0.3	21	95002-02130	CLIP, B-12.5 TUBE	1	1
*ELEMENT, AIR/C	0.2	22	95002-80000	CLIP, C12 TUBE	2	2
*HOLDER, ELEMENT		23	95018-46320	BAND 46 AIR/C CONN. TUBE.....	1	1
*COVER SUB ASSY. AIR/C		24	95701-06016-08	BOLT, FLANGE, 6X16.....	1	1
*DUCT, AIR/C INLET						
*TUBE, AIR/C CONN						
*BAND, BATTERY.....						

F - 16 MUFFLER EXH.



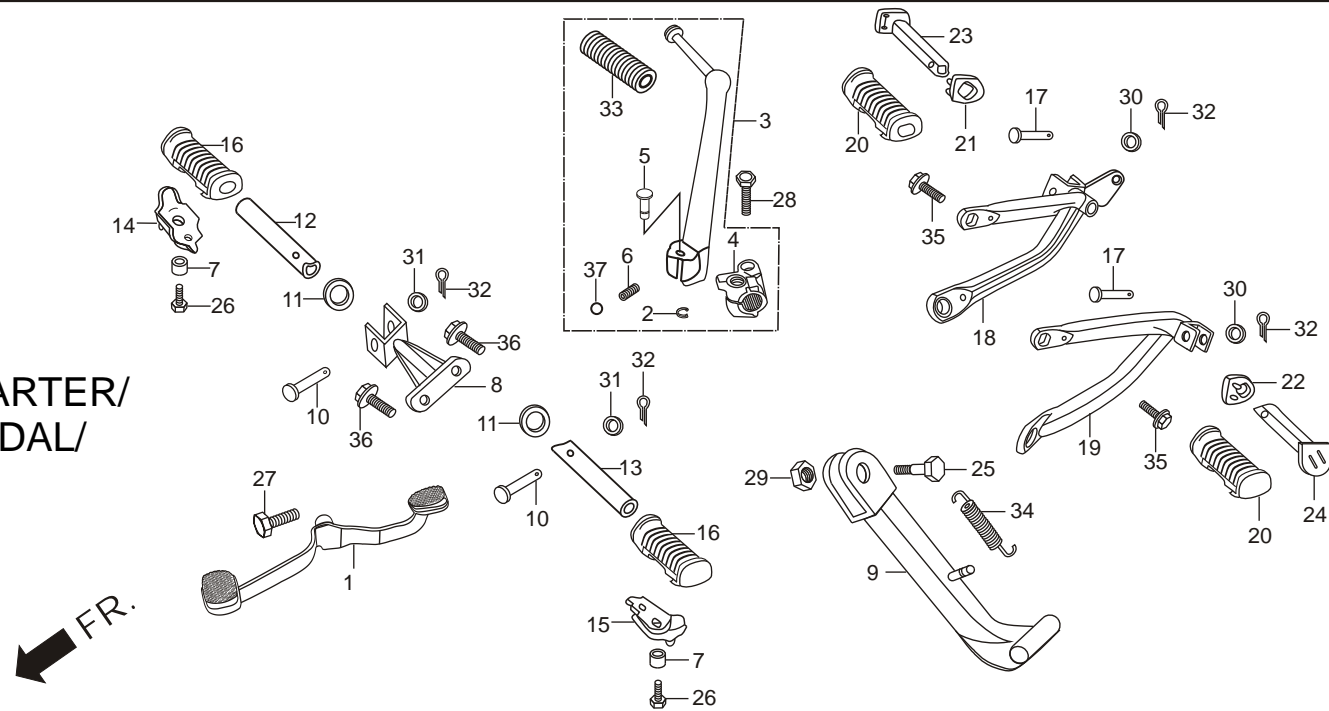
Service Item	F.R.T.	Ref. No.	Part No.	Description	Reqd. No.	
					GLAMOUR FI	
					DRUM	DISC
					KICK	SELF
*COVER, EXH. PIPE	0.1	1	18291-KTR-A00	GASKET, EXHAUST PIPE	1	1
*GASKET, EXH. PIPE		2	18293-KPK-900	RUBBER, PKG. PROTECTOR.	2	2
*GUIDE, TUBE	0.2	3	18340-KTR-940	COVER, TAIL CAP	1	1
*MUFFLER COMP., EXH.	0.3	4	18345-MBT-610	RUBBER, PROTECTOR, MOUNT	2	2
		5	18350-AAN-H02	MUFFLER COMP., EXHAUST	1	1
		6	18355-KTR-A21	COVER, MUFFLER	1	1
		7	33619-459-840A	COLLAR, WINKER STAY	2	2
		8	50181-KTR-940	GUIDE, HOSE	1	1
		9	50505-KCC-900	RUBBER, 'A' STAND STOPPER	1	1
		10	90101-KTR-900	BOLT, SPECIAL 5X8	3	3
		11	90107-KAN-900	BOLT, BODY COVER SET	2	2
		12	90304-KPH-900	NUT, HEX., CAP, 8 MM	2	2
		13	94050-06000	NUT, FLANGE, 6 MM	1	1
		14	94050-08000	NUT, FLANGE, 8MM	1	1
		15	95701-08016-00	BOLT, FLANGE, 8X16	1	1

F - 17
**STEP ASSY./KICK STARTER/
 GEAR CHANGE PEDAL/
 SIDE STAND**



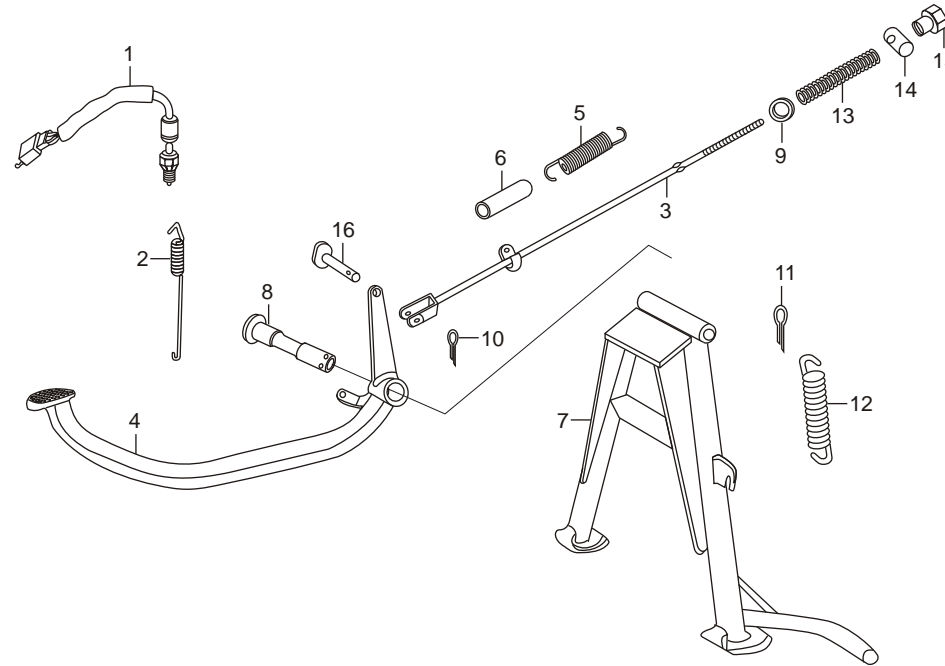
Service Item	F.R.T.	Ref. No.	Part No.	Description	Reqd. No.	
					GLAMOUR FI	
					DRUM	DISC
					KICK	SELF
*PEDAL, GEAR CHANGE	0.1	1	24701-KTR-A00	PEDAL, GEAR CHANGE	1	1
*ARM ASSY., KICK STARTER		2	28293-KAG-900	CLIP, KICK STARTER	1	1
*BAR COMP., SIDE STAND		3	2830A-KTR-840	ARM ASSY. COMP., KICK STARTER	1	1
*BRACKET COMP., RIGHT/LEFT PILLION STEP		4	28302-KTR-840	JOINT, KICK ARM	1	1
		5	28321-KTC-900	PIN, KICK STARTER	1	1
		6	28333-124-000	SPRING, KICK STARTER	1	1
		7	37243-323-000	COLLAR, METER SET	2	2
		8	50160-KTC-900Z	BRACKET. COMP., R STEP	1	1
		9	50530-KCC-900	BAR COMP., SIDE STAND	1	1
		10	50603-KB4-000	PIN, MAIN STEP BAR JOINT	2	2
		11	50614-413-000	WASHER, MAIN STEP	2	2
		12	50618-KCC-000	BAR, R.STEP	1	1
		13	50619-KCC-000	BAR, L.STEP	1	1
		14	50620-KTC-900	STOPPER, R. STEP RUBBER	1	1
		15	50621-KTC-900	STOPPER, L. STEP RUBBER	1	1
		16	50661-425-670	RUBBER, STEP	2	2
		17	95015-81000	PIN A, PILLION STEP	2	2
		18	50701-KTR-A60	BRACKET COMP., R. PILLION STEP (SPORTS RED)	1	1
		19	50702-KTR-A60	BRACKET COMP., L. PILLION STEP (SPORTS RED)	1	1
		20	50710-461-770	STEP PILLION RUBBER	2	2

F - 17
**STEP ASSY./KICK STARTER/
 GEAR CHANGE PEDAL/
 SIDE STAND**



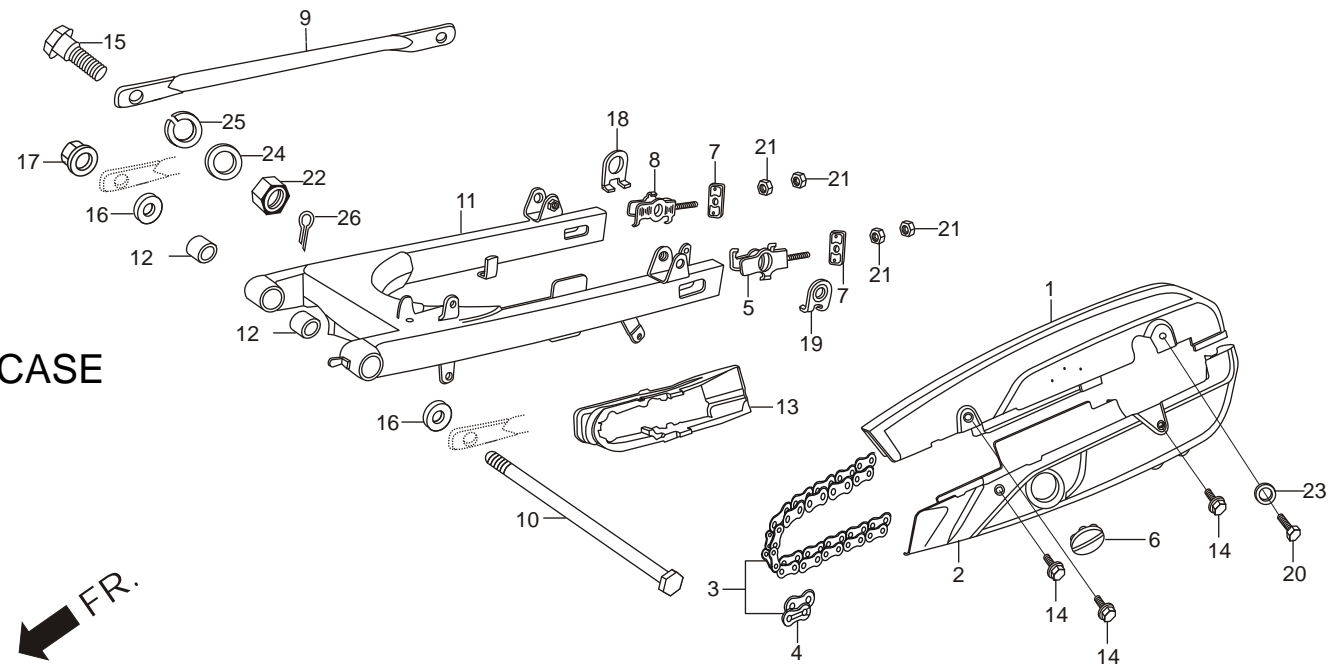
Service Item	F.R.T.	Ref. No.	Part No.	Description	Reqd. No.	
					GLAMOUR FI	
					DRUM KICK	DISC SELF
*PEDAL, GEAR CHANGE	0.1	21	50712-438-730	WASHER, R PILLION STEP	1	1
*ARM ASSY., KICK STARTER		22	50713-438-730	WASHER, L PILLION STEP	1	1
*BAR COMP., SIDE STAND		23	50715-KCC-900	BAR, R. PILLION STEP	1	1
*BRACKET COMP., RIGHT/LEFT PILLION STEP		24	50718-KCC-900	BAR, L. PILLION STEP	1	1
		25	90108-223-000	SCREW, SIDE STAND PIVOT	1	1
		26	92000-06012-OA	BOLT, HEX., 6 X 12	2	2
		27	92000-06012-OA	BOLT, HEX., 6 X 12	1	1
		28	92101-08032-OA	BOLT, HEX., 8 X 32	1	1
		29	94030-10000	NUT, HEX., 10 MM	1	1
		30	94101-06000	WASHER, PLAIN, 6MM	2	2
		31	94101-08000	WASHER, PLAIN, 8MM	2	2
		32	94201-16150	PIN, SPLIT, 1.6 X 15	4	4
		33	95011-51000	STARTER RUBBER A KICK	1	1
		34	95014-72302	SPRING, C SIDE STAND	1	1
		35	95701-08016-07	BOLT, FLANGE, 8 X 16	2	2
		36	95701-10045-07	BOLT, FLANGE, 10 X 45	2	2
		37	96211-08000	BALL, STEEL 8 MM	1	1

F - 18
MAIN STAND/PEDAL BRAKE



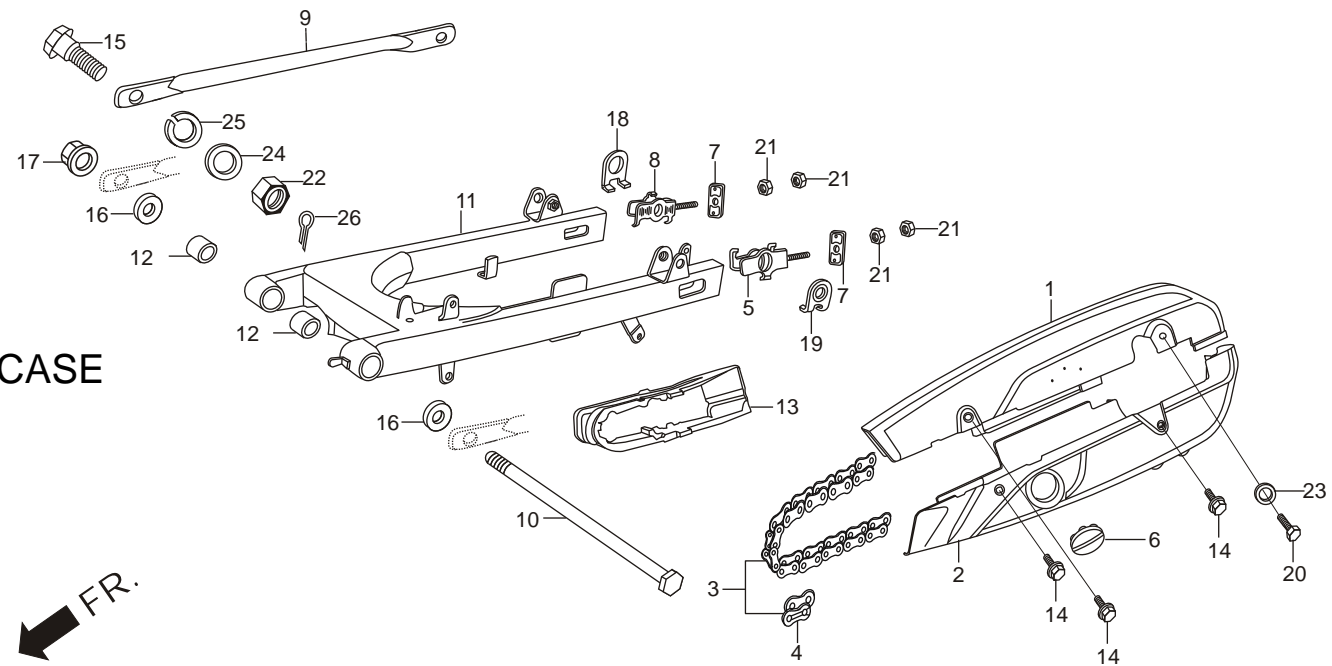
Service Item	F.R.T.	Ref. No.	Part No.	Description	Reqd. No.	
					GLAMOUR FI	
					DRUM	DISC
					KICK	SELF
*SWITCH ASSY., RR. STOP.....	0.2	1	35350-KTR-A00	SWITCH ASSY., RR. STOP.....	1	1
*ROD COMP., RR. BRAKE	0.3	2	35357-KCC-900	SPRING, STOP SWITCH	1	1
*PEDAL, BRAKE	0.5	3	43451-KTC-900	ROD COMP., RR BRAKE	1	1
*SPRING, BRAKE PEDAL	0.1	4	46500-KTR-940	PEDAL, BRAKE.....	1	1
*STAND COMP., MAIN.....	0.4	5	46514-KCC-900	SPRING, BRAKE PEDAL.....	1	1
		6	46515-KB9-000	TUBE, BRAKE PEDAL SPRING	1	1
		7	50500-KTR-A00	STAND COMP., MAIN	1	1
		8	50512-KTC-900	PIPE, RR. BRAKE PIVOT	1	1
		9	90502-198-900	WASHER, BRAKE ROD.....	1	1
		10	94201-20150	PIN, SPLIT, 2.0 X 15.....	1	1
		11	94201-30250	PIN,SPLIT, 3.0 X 25.....	1	1
		12	95014-71702	SPRING 'G' MAIN STAND.....	1	1
		13	95014-73100	SPRING 'A' BRAKE ROD	1	1
		14	95015-32001	JOINT, 'B' BRAKE ARM.....	1	1
		15	95015-42000	NUT, 'B' BRAKE ROD ADJUST	1	1
		16	95015-53000	PIN,'C' JOINT	1	1

F - 19 SWINGARM/CHAIN CASE



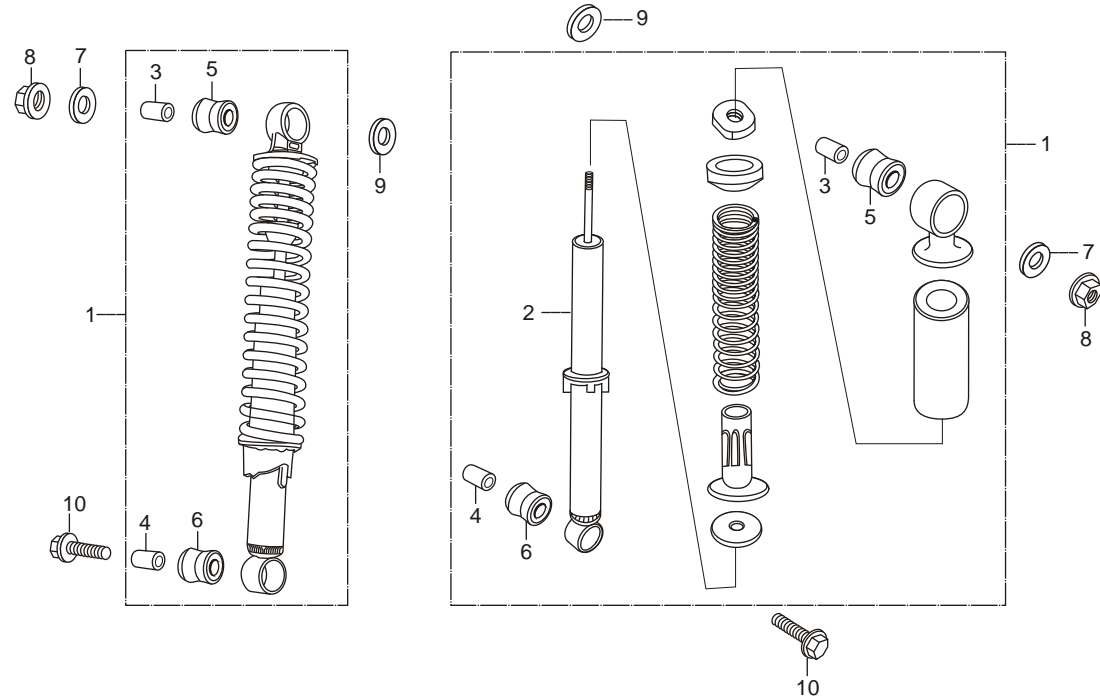
Service Item	F.R.T.	Ref. No.	Part No.	Description	Reqd. No.	
					GLAMOUR FI	
					DRUM	DISC
					KICK	SELF
*CASE, UPPER (HALF) DRIVE CHAIN. (ONE OR ALL)	0.1	1	40510-KTR-940Z	CASE, UPPER(HALF) DRIVE CHAIN (MBL)	1	1
*CASE, LOWER (HALF) DRIVE CHAIN	0.2	2	40520-KTR-940	CASE, UNDER(HALF) DRIVE CHAIN	1	1
*CHAIN, DRIVE	0.3	3	40530-KCC-900	CHAIN, DRIVE (428-108)	1	1
*ARM, RR BRAKE STOPPER	0.2	4	40531-205-010	JOINT, RJ DRIVE CHAIN	1	1
*SWINGARM, COMP. RR.	0.7	5	40543-KTR-900	ADJUSTER COMP., L CHAIN	1	1
*RUBBER BUSH, RR. FORK PIVOT	1.0	6	40545-001-000	CAP, CHAIN PEEP HOLE	1	1
*SLIDER CHAIN		7	40546-KPG-T00	CAP, SWINGARM, END	2	2
		8	40546-KTR-900	ADJUSTER COMP., R CHAIN	1	1
		9	43431-KTR-900	ARM, RR. BRAKE STOPPER	1	1
		10	52101-KTC-900	BOLT, SWING ARM PIVOT	1	1
		11	52110-KTR-940	SWINGARM, COMP. RR.	1	1
		12	52147-KTC-900	RUBBER, BUSH RR. FORK PIVOT	2	2
		13	52170-KTR-900	SLIDER CHAIN	1	1
		14	90118-383-000	BOLT, WASHER, 6 X 6	3	3
		15	90133-331-770	BOLT, HEX., 8MM	1	1
		16	90183-KTC-900	WASHER, SPL., 12 MM	2	2
		17	90306-KF0-000	NUT, FLANGE, 12MM	1	1
		18	90558-KTR-900	WASHER, RR AXLE (RIGHT)	1	1
		19	90559-KTR-900	WASHER, RR AXLE (LEFT)	1	1
		20	92000-06012-OA	BOLT, HEX., 6 X 12	1	1

F - 19 SWINGARM/CHAIN CASE



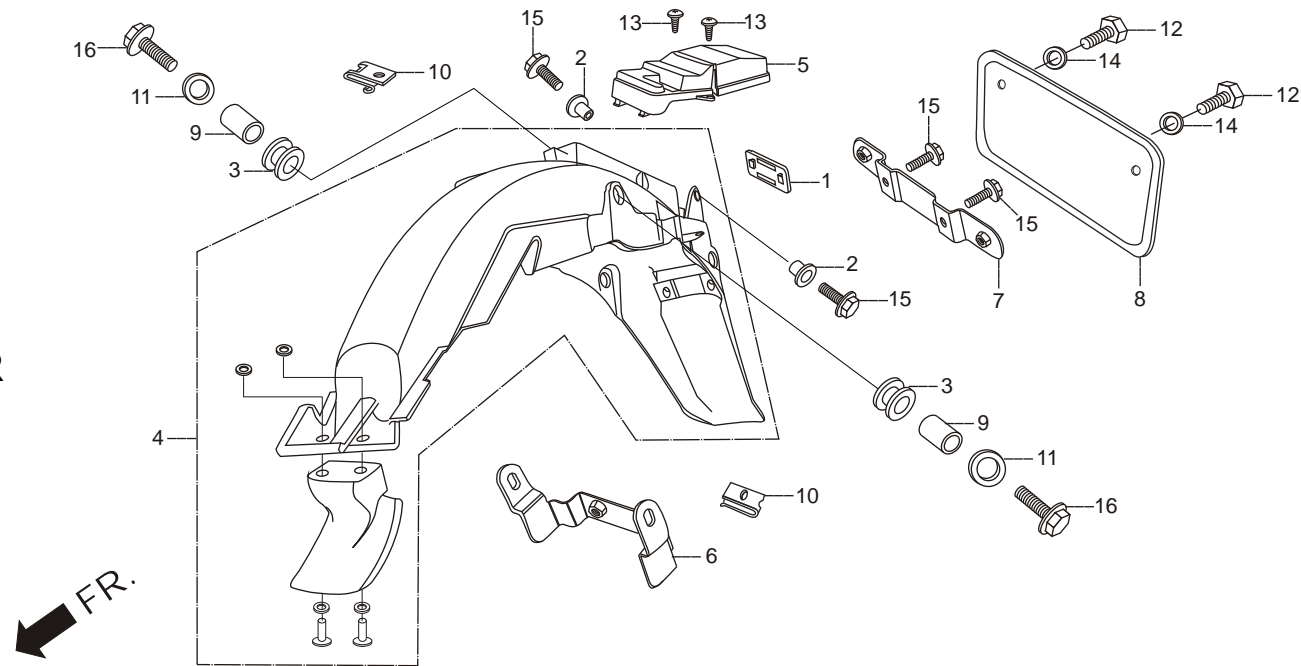
Service Item	F.R.T.	Ref. No.	Part No.	Description	Reqd. No.	
					GLAMOUR FI	
					DRUM	DISC
					KICK	SELF
*CASE, UPPER (HALF) DRIVE CHAIN. (ONE OR ALL)	0.1	21	94001-06090-0S	NUT, HEX 6 MM	4	4
*CHAIN, DRIVE.....	0.3	22	94001-08000-0S	NUT, HEX., 8MM	1	1
*ARM, RR BRAKE STOPPER	0.2	23	94101-06000	WASHER, PLAIN, 6MM.....	1	1
*SWINGARM, COMP. RR.....	0.7	24	94101-08000	WASHER, PLAIN, 8MM.....	1	1
*RUBBER BUSH, RR. FORK PIVOT.....	1.0	25	94111-10000	WASHER, SPRING, 10 MM	1	1
*SLIDER CHAIN.....		26	94201-20150	PIN, SPLIT, 2.0 X 15.....	1	1

F - 20 REAR CUSHION



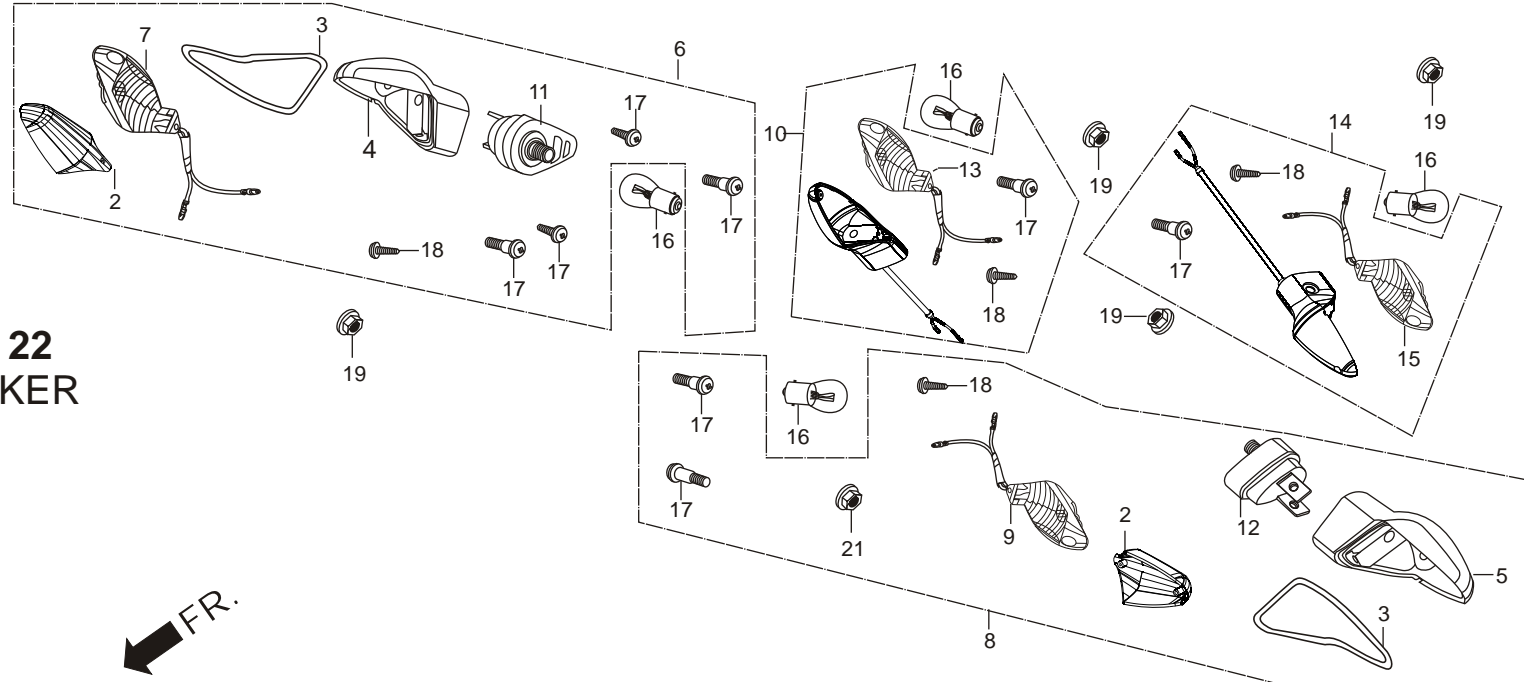
Service Item	F.R.T.	Ref. No.	Part No.	Description	Reqd. No.	
					GLAMOUR FI	
					DRUM	DISC
					KICK	SELF
* CUSHION ASSY., REAR.	0.2	1	52400-KTR-841	CUSHION ASSY., REAR	2	2
(ONE OR ALL)		2	52410-KTR-901	DAMPER COMP., REAR	2	2
* DAMPER COMP., REAR.	0.4	3	52486-056-000	COLLAR, RUBBER BUSH (UPPER)	2	2
(ADD 0.2 FOR EACH)		4	52486-KAG-900	COLLAR, RUBBER BUSH (UNDER)	2	2
		5	52489-399-600	BUSH, RUBBER (UPPER)	2	2
		6	52495-098-000	BUSH, RUBBER (UNDER)	2	2
		7	90551-178-000	WASHER, SPECIAL, 10 MM	2	2
		8	94050-10000	NUT, FLANGE, 10 MM	2	2
		9	94101-04800	WASHER, PLAIN, 4 MM	2	2
		10	95801-10035-02	BOLT, FLANGE, 10X35	2	2

F - 21 REAR FENDER



Service Item	F.R.T.	Ref. No.	Part No.	Description	Reqd. No.	
					GLAMOUR FI	
					DRUM	DISC
					KICK	SELF
*FENDER COMP., REAR.....	0.6	1	33741-KTC-900	REFLEX, REFLECTOR.....	1	1
*BRACKET, RR. NO. PLATE		2	61107-KK6-000	WASHER, 6 MM.....	2	2
*PLATE, RR. WINKER.....		3	77202-KCC-900	RUBBER, SEAT MTG.....	2	2
		4	80100-KTR-A20	FENDER COMP., REAR.....	1	1
		5	80104-KTR-900	COVER, TOOL BOX.....	1	1
		6	80151-KTR-A20	PLATE, RR. WINKER.....	1	1
		7	84701-KTC-900	BRACKET, RR. NO. PLATE	1	1
		8	84701-P26-D00A	NUMBER PLATE, RR.....	1	1
		9	84702-KCC-900	COLLAR, STAY NO. PLATE SET	2	2
		10	90320-GC3-000	NUT, SPRING, 5 MM.....	1	1
		11	90563-355-000	WASHER, WHEEL, 6 MM	2	2
		12	92000-06012-OA	BOLT, HEX, 6X12	2	2
		13	93913-25210	SCREW, TAPPING (PO) 5X12	2	2
		14	94101-06000	WASHER, PLAIN, 6 MM.....	2	2
		15	95701-06016-08	BOLT, FLANGE, 6X16	4	4
		16	95701-06020-08	BOLT, FLANGE, 6X20	2	2

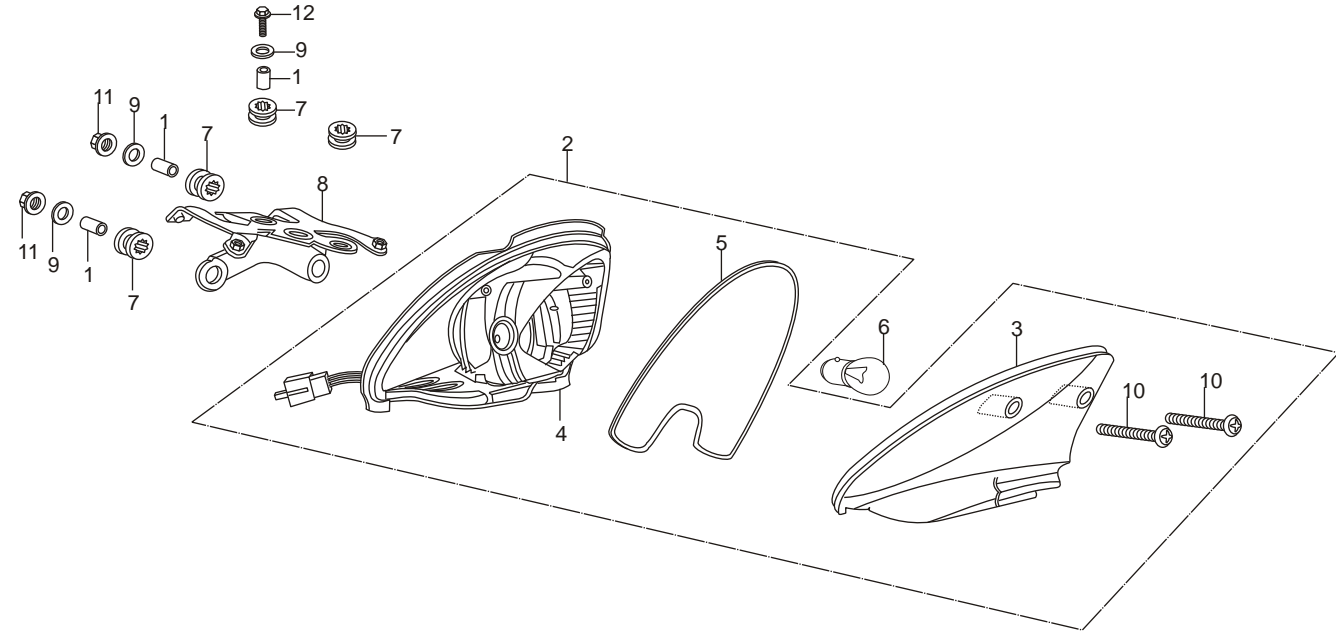
F - 22 WINKER



Service Item	F.R.T.	Ref. No.	Part No.	Description	Reqd. No.	
					GLAMOUR FI	
					DRUM	DISC
					KICK	SELF
* WINKER ASSY., R/L FR.	0.2	1	33301-KVN-900	LENS WINKER A.....	1	1
(ADD 0.1 FOR EACH)		2	33302-KVN-901	LENS WINKER B.....	1	1
(INC. RELATIVE PART)		3	33307-KVN-901	PACKING LENS.....	1	1
* WINKER ASSY., R/L RR.....	0.3	4	33311-KVN-901	BASE WINKER A.....	1	1
(ONE OR ALL)		5	33351-KVN-901	BASE WINKER B.....	1	1
(INC. RELATIVE PART)		6	3340A-KTR-A21	WINKER ASSY., RIGHT FRONT	1	1
(EXC. RELATED PARTS BELOW)		7	33412-KTR-A21	REFLECTOR, COMP., RIGHT WINKER	1	1
* BULB, WINKER.....	0.1	8	3345A-KTR-A21	WINKER ASSY., LEFT FRONT	1	1
* WHEN SERVICING COMP. UNIT,		9	33452-KTR-A21	REFLECTOR, COMP., LEFT WINKER.....	1	1
(F.R.T. IS 0.2).....		10	3360A-KTR-A41	WINKER ASSY. RIGHT REAR.	1	1
		11	33605-KVN-901	STAY COMP., WINKER A.....	1	1
		12	33606-KVN-901	STAY, COMP., WINKER B	1	1
		13	33612-KTR-A41	REFLECTOR COMP., RIGHT WINKER	1	1
		14	3365A-KTR-A41	WINKER ASSY., LEFT REAR.....	1	1
		15	33652-KTR-A41	REFLECTOR COMP., LEFT WINKER.....	1	1
		16	34930-KWA-930	BULB, AMBER (12VX10W)	4	4
		17	90104-KVN-900	SCREW TAPPING M3X15.....	8	8
		18	90380-MB2-000	SCREW, SPECIAL, 6X8	4	4
		19	94050-10000	NUT, FLANGE, 10 MM.....	4	4

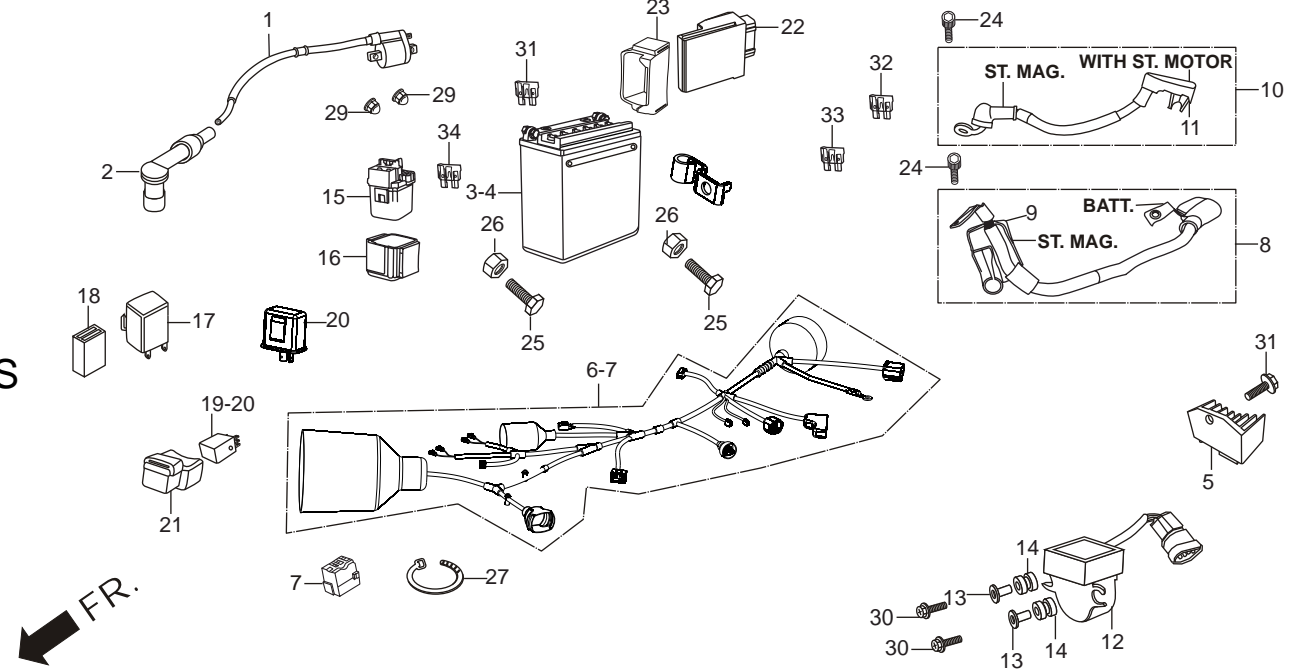
FR.

**F - 23
TAIL LIGHT**



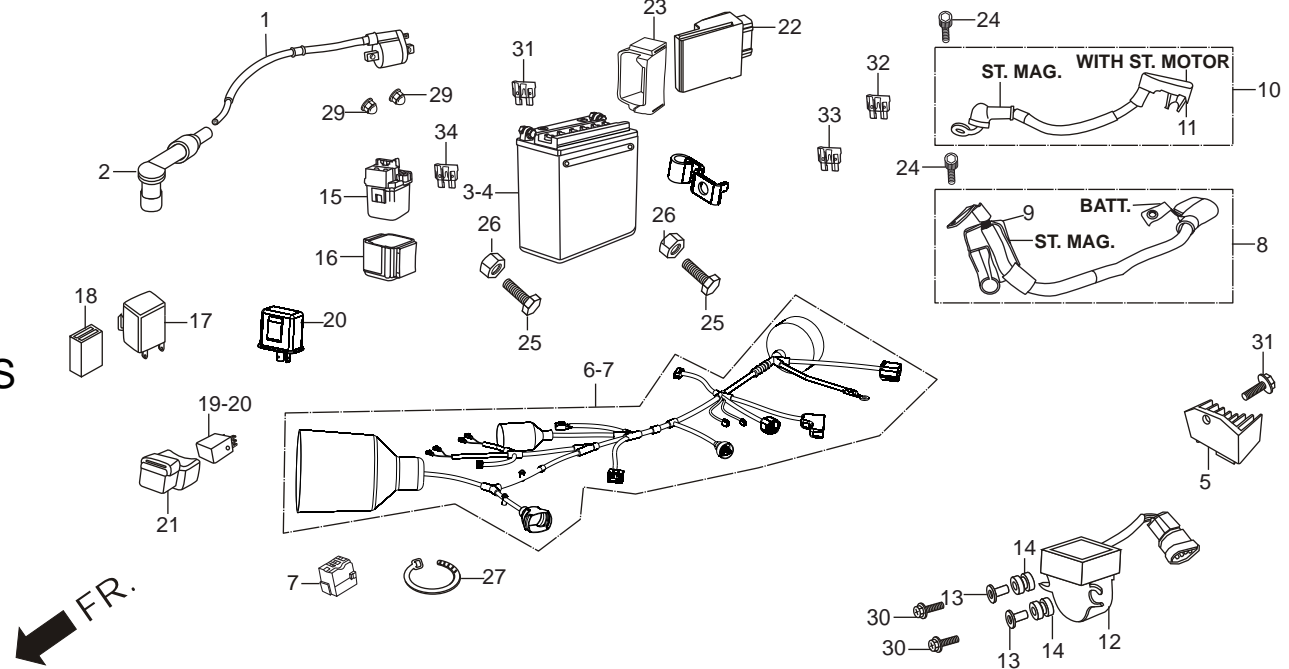
Service Item	F.R.T.	Ref. No.	Part No.	Description	Reqd. No.	
					GLAMOUR FI	
					DRUM	DISC
					KICK	SELF
*UNIT TAIL LIGHT	0.4	1	33603-053-650	COLLAR, RR. WINKER		
*LENS COMP., TAIL LIGHT		2	33701-AAN-H01	UNIT, TAIL LIGHT	3	3
*BASE COMP., TAIL LIGHT		3	33702-AAN-H01	LENS COMP.	1	1
*BULB, TAIL & STOP LIGHT	0.1	4	33704-KTR-901	BASE COMP., REAR	1	1
		5	33705-KTR-901	PACKING, LENS	1	1
		6	34906-447-710	BULB, TAIL & STOP LIGHT	1	1
		7	77209-KAG-900	RUBBER, SEAT STAY MOUNT	4	4
		8	77235-KTR-900	STAY, TAIL LIGHT	1	1
		9	90563-355-000	WASHER, WHEEL 6 MM	3	3
		10	93901-24680	SCREW, TAPPING, 4X25	2	2
		11	94050-06000	NUT, FLANGE, 6 MM	2	2
		12	95701-06016-00	BOLT, FLANGE, 6X16	1	1

F - 24 WIRE HARNESS



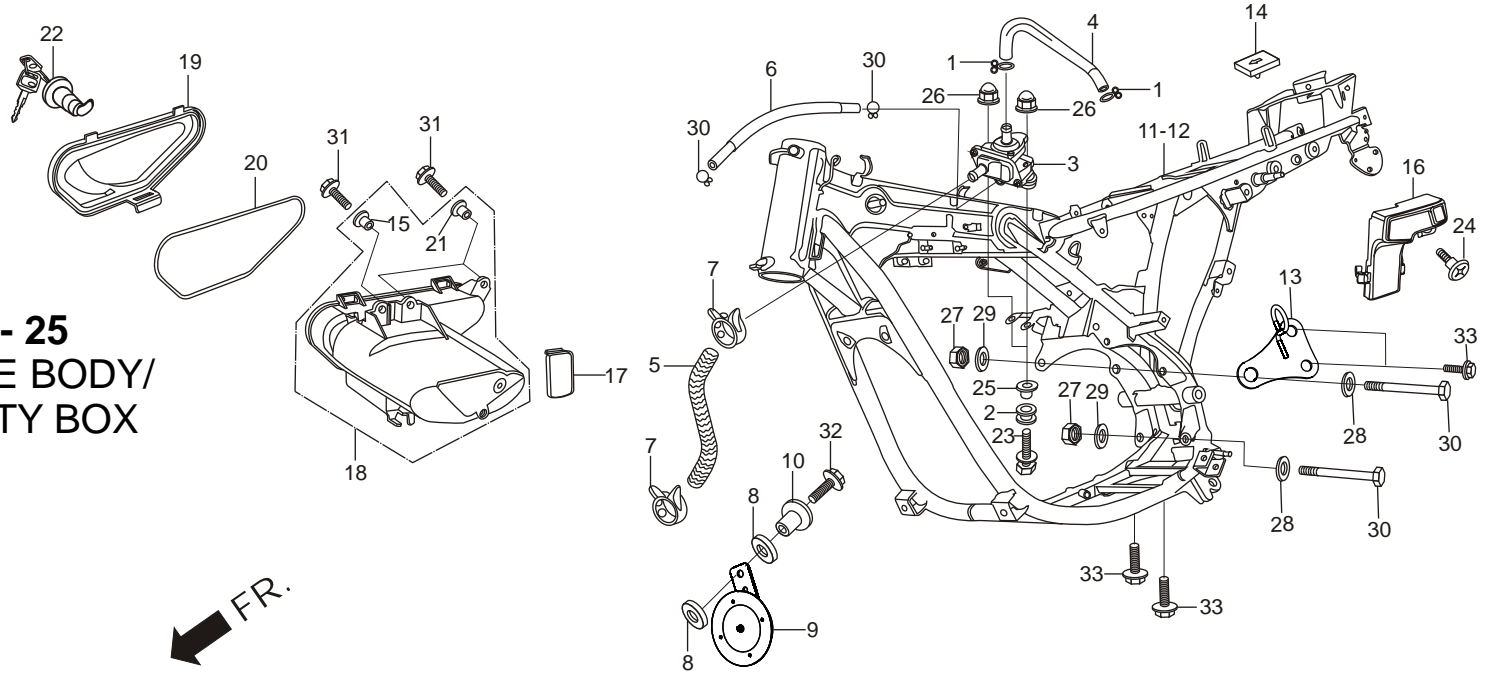
Service Item	F.R.T.	Ref. No.	Part No.	Description	Reqd. No.	
					GLAMOUR FI	
					DRUM	DISC
					KICK	SELF
* UNIT COMP., C.D.I.	0.4	1	30510-KTR-941	COIL COMP., IGN.,	1	1
* COIL ASSY., IGNITION.....		2	30700-KWA-831	CAP ASSY., NOISE SUPPRESSOR	1	1
* RECTIFIER COMP., REGULATOR		3	31500-KVT-801	BATTERY ASSY.,.....	-	1
* BATTERY ASSY.,.....	0.1	4	31500-KWS-801	BATTERY ASSY.....	1	-
* RELAY COMP., WINKER.....		5	31600-KPH-701	REG. COMP., RECT.	1	1
* HARNESS, WIRE	0.9	6	32100-KTR-A40	HARNESS WIRE	1	-
		7	32100-KTR-A50	HARNESS WIRE	-	1
		8	32401-KTR-A20	CABLE ST. MAG, BATTERY	-	1
		9	32406-MAK-000	COVER, ST. MAG. TERMINAL.....	-	1
		10	32410-KTR-A00	CABLE, START MOTOR	-	1
		11	32411-253-000	COVER, ST. MOTOR.....	-	1
		12	35161-KTR-942	SENSOR, COMP.,BANK ANGLE.....	1	1
		13	35162-MN5-003	COLLAR	2	2
		14	35163-MN5-003	GROMMET	2	2
		15	35850-KR3-870	SWITCH ASSY., START MAG.	-	1
		16	35856-KBG-007	RUBBER, SHOCK	-	1
		17	38301-KWA-831	RELAY COMP., WINKER.....	1	1
		18	38306-GE7-000	SUS. WINKER RELAY.....	1	1
		19	38501-MCS-G00	RELAY, COMP., POWER	2	2
		20	38502-KSP-910	RELAY, COMP., POWER	2	2

F - 24 WIRE HARNESS



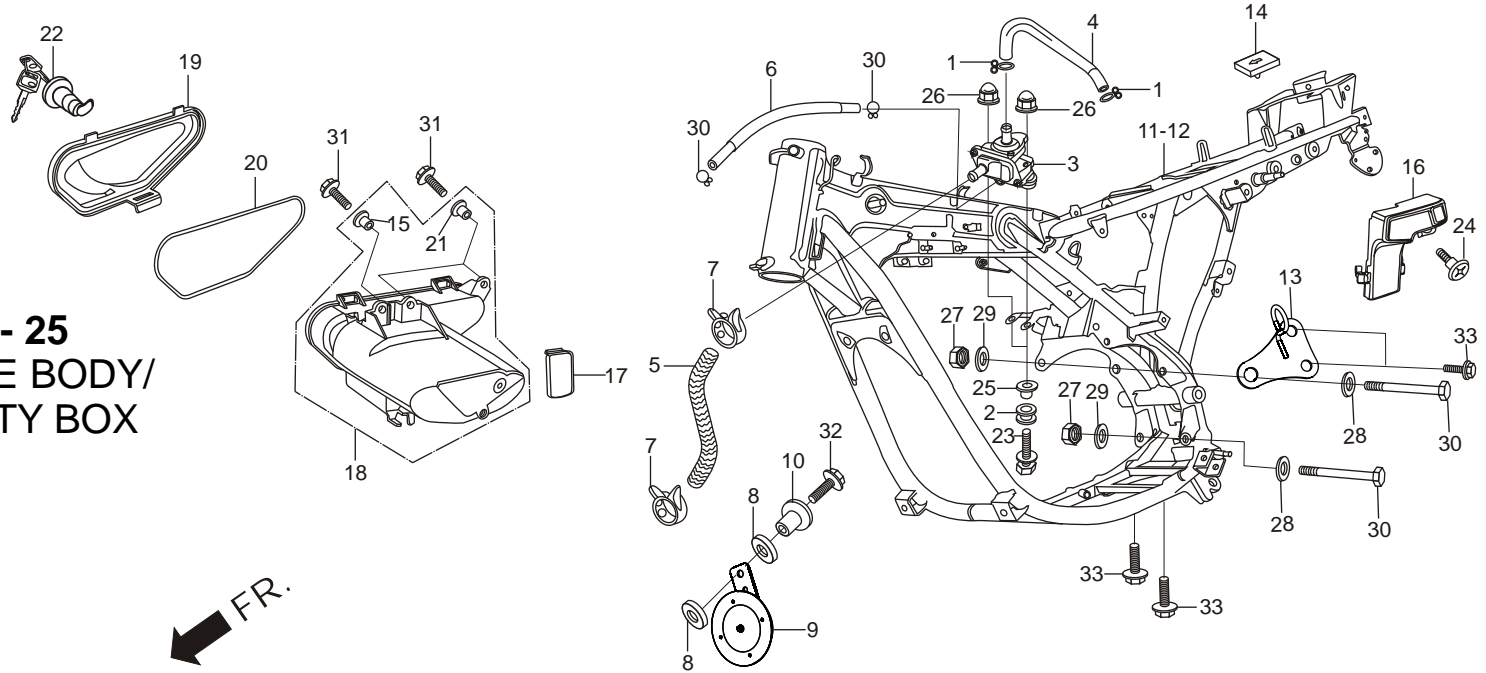
Service Item	F.R.T.	Ref. No.	Part No.	Description	Reqd. No.	
					GLAMOUR FI	
					DRUM	DISC
					KICK	SELF
* UNIT COMP., C.D.I.	0.4	21	38506-KSP-910	SUS. POWER RELAY	1	1
* COIL ASSY., IGNITION.....		22	38770-KTR-942	UNIT,COMP., PGM-FI/IGN.	1	1
* RECTIFIER COMP., REGULATOR		23	38771-KTR-940	CUSH., PGM-FI/IGN.	1	1
* BATTERY ASSY.....	0.1	24	90111-MR5-000	BOLT, SOCKET, 5 X 9	-	1
* RELAY COMP., WINKER.....		25	90122-KRY-971	BOLT BATTERY TERMINAL	2	2
* HARNESS, WIRE	0.9	26	90306-KRY-971	NUT BATTERY TERMINAL.....	2	2
		27	90652-KT1-771	BAND, WIRE	1	1
		28	93891-04020-07	SCREW, WASH, 4X20	2	2
		29	94021-06000-0S	NUT, HEX, CAP 6MM.....	2	2
		30	95701-06016-08	BOLT, FLANGE 6X16.....	2	2
		31	98200-31000	BLADE FUSE, A10A	1	1
		32	98200-31500	BLADE FUSE, A15A	1	1
		33	98200-32000	BLADE, FUSE, 20A.....	-	1

**F - 25
FRAME BODY/
UTILITY BOX**



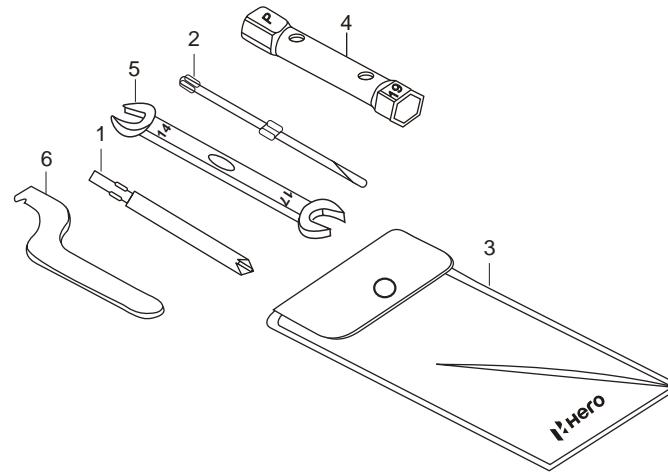
Service Item	F.R.T.	Ref. No.	Part No.	Description	Reqd. No.	
					GLAMOUR FI	
					DRUM	DISC
					KICK	SELF
*BODY COMP., FRAME.....	5.0	1	17316-611-000	CLIP, BREATHER TUBE.....	2	2
*UTILITY BOX COMP.,.....		2	17622-GB7-900	RUBBER, CUSHION.....	2	2
(INC. RELATIVE PART).....		3	18600-KTR-A01	VALVE ASSY., AIR SUCTION.....	1	1
		4	18651-KWA-940	TUBE, 'A' ASV.....	1	1
		5	18652-KTR-940	TUBE, 'B' ASV.....	1	1
		6	18653-KTR-940	TUBE, 'C'. ASV.....	1	1
		7	19509-198-770	CLAMP, D-16 TUBE.....	2	2
		8	33714-KL3-620	RUBBER, TAIL LIGHT.....	2	2
		9	38110-KTR-A01	HORN, COMP.,.....	1	1
		10	38117-KFE-701	COLLAR, HORN SET.....	1	1
		11	50100-KTR-A40	FRAME BODY COMP.,.....	1	-
		12	50100-KTR-A50	FRAME BODY COMP.,.....	-	1
		13	50211-KTR-A00	BRACKET, ENGINE HANGER.....	1	1
		14	50225-KTR-900	RUBBER, SEAT CUSHION.....	1	1
		15	61107-KK6-000	WASHER, 6 MM.....	1	1
		16	77160-KTR-900	COVER, SEAT LOCK CABLE.....	1	1
		17	83511-KTR-900	COVER, UTILITY BOX KEY.....	1	1
		18	83517-KTR-940	UTILITY BOX.....	1	1
		19	83518-KTR-940	COVER, UTILITY BOX.....	1	1
		20	83519-KTR-900	SEAL, UTILITY BOX.....	1	1

**F - 25
FRAME BODY/
UTILITY BOX**



Service Item	F.R.T.	Ref. No.	Part No.	Description	Reqd. No.	
					GLAMOUR FI	
					DRUM	DISC
					KICK	SELF
*BODY COMP., FRAME	5.0	21	83520-KTC-900	COLLAR, UTILITY BOX	2	2
*UTILITY BOX COMP.,		22	83550-KCC-900	LOCK, SIDE COVER	1	1
(INC. RELATIVE PART)		23	90101-KCC-940	BOLT, WASH, 6 X 25	2	2
		24	90101-GE0-000	SCREW, HINGE PATCH	1	1
		25	90501-KC2-750	WASHER, REGULATOR	2	2
		26	94021-06000-0S	NUT, HEX., CAP, 6 MM	2	2
		27	94030-10000	NUT, HEX., 10 MM	3	3
		28	94101-10000	WASHER, PLAIN, 10 MM	6	6
		29	95002-02070	CLIP, B-7 TUBE	2	2
		30	95301-10110-00	BOLT, HEX., 10X110	3	3
		31	95701-06016-08	BOLT, FLANGE, 6X16	3	3
		32	95701-06020-07	BOLT, FLANGE, 6X20	1	1
		33	95701-08016-00	BOLT, FLANGE, 8X16	4	4

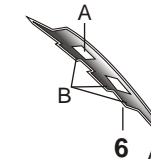
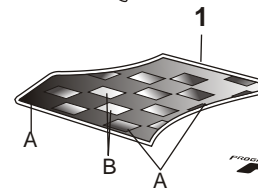
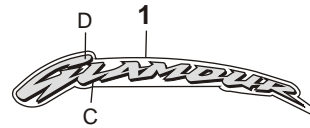
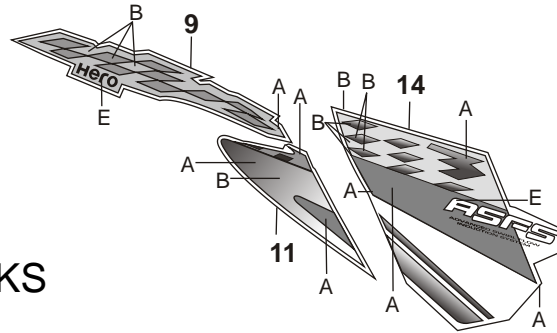
**F - 26
TOOLS**



FR.

Service Item	F.R.T.	Ref. No.	Part No.	Description	Reqd. No.	
					GLAMOUR FI	
					DRUM	DISC
					KICK	SELF
		1	89102-AAC-000	(NO.3) CROSS SCREW, DRIVER	1	1
		2	89102-KTC-900	DRIVER NO. 2, PLUS-MINUS.....	1	1
		3	89216-AAD-H00	TOOL BAG.....	1	1
		4	89216-KTC-900	WRENCH SPARKING PLUG	1	1
		5	99001-14170	SPANNER, 14 X 17	1	1
		6	99007-45000	PIN, SPANNER.....	1	1

F - 27 STRIPES/MARKS

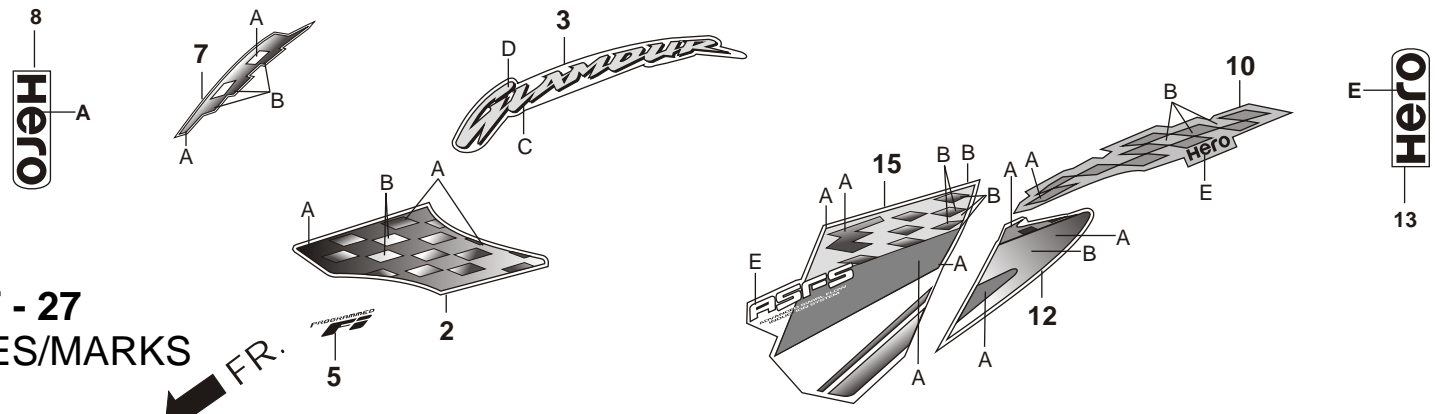


Service Item	F.R.T.	Ref. No.	Part No.	Description	Reqd. No.	
					GLAMOUR FI	
					DRUM	DISC
					KICK	SELF
		1	64224-AAN-H40ZA	STRIPE RIGHT SHROUD (TYPE-1)	1	1
			64224-AAN-H40ZB	STRIPE RIGHT SHROUD (TYPE-2)	1	1
			64224-AAN-H40ZG	STRIPE RIGHT SHROUD (TYPE-3)	1	1

SPECIFIED COLOUR CHART FOR STRIPE RIGHT SHROUD

SPECIFIED COLOUR TYPE	A	B	MAIN BODY COLOUR
1	NH-1 BLACK	R-321 SPORTS RED	BLACK NH-1
2	R-195C CANDY BLAZING RED	NH-1 BLACK	CANDY BLAZING RED R-195C
3	YR-315M SHIELD GOLD METALLIC	NH-1 BLACK	SHIELD GOLD METALLIC YR-315M

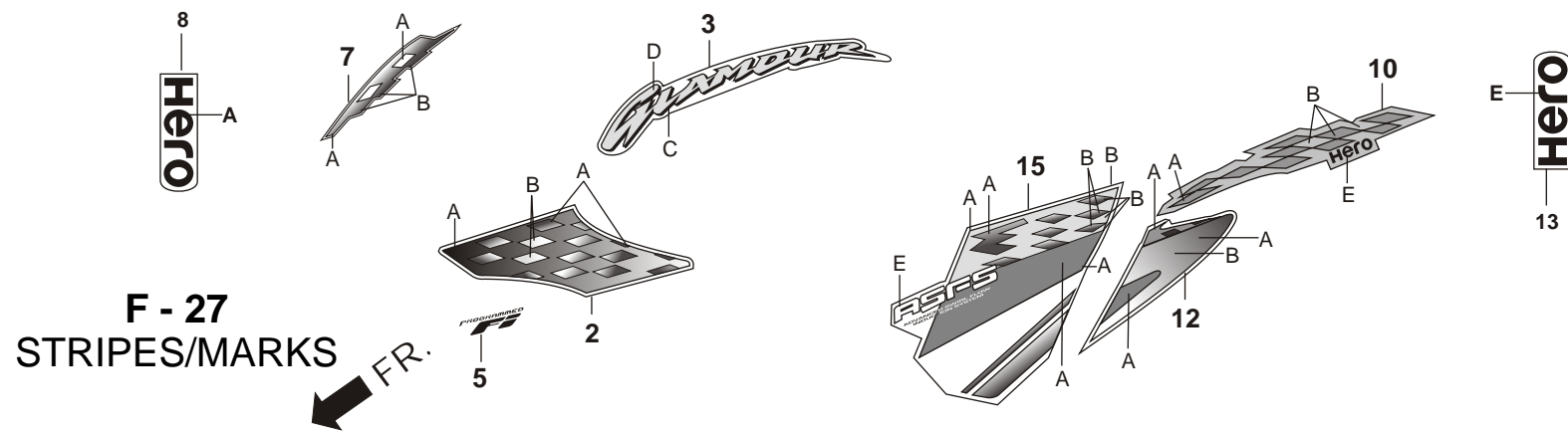
**F - 27
STRIPES/MARKS**



Service Item	F.R.T.	Ref. No.	Part No.	Description	Reqd. No.	
					GLAMOUR FI	
					DRUM	DISC
					KICK	SELF
		2	64324-AAN-H40ZA 64324-AAN-H40ZB 64324-AAN-H40ZG	STRIPE LEFT SHROUD (TYPE-1) STRIPE LEFT SHROUD (TYPE-2) STRIPE LEFT SHROUD (TYPE-3)	1 1 1	1 1 1

SPECIFIED COLOUR CHART FOR STRIPE LEFT SHROUD

SPECIFIED COLOUR TYPE	A	B	MAIN BODY COLOUR
1	NH-1 BLACK	R-321 SPORTS RED	BLACK NH-1
2	R-195C CANDY BLAZING RED	NH-1 BLACK	CANDY BLAZING RED R-195C
3	YR-315M SHIELD GOLD METALLIC	NH-1 BLACK	SHIELD GOLD METALLIC YR-315M



**F - 27
STRIPES/MARKS**

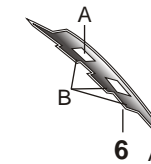
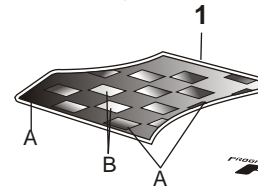
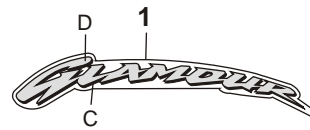
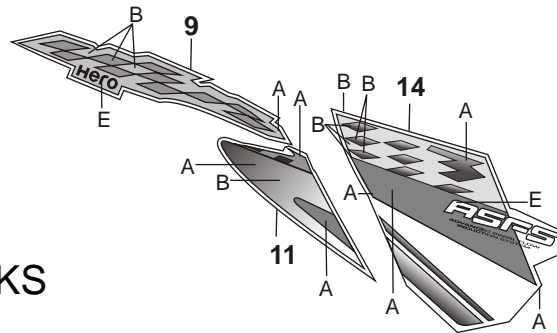


Service Item	F.R.T.	Ref. No.	Part No.	Description	Reqd. No.	
					GLAMOUR FI	
					DRUM	DISC
					KICK	SELF
		3	86173-KTR-A20ZA 86173-KTR-A20ZD 86173-KTR-A20ZK	MARK, FUEL TANK *TYPE-1* MARK, FUEL TANK *TYPE-2* MARK FUEL TANK *TYPE-3*	1 1 1	1 1 1

SPECIFIED COLOUR CHART FOR MARK, RIGHT FUEL TANK

SPECIFIED COLOUR TYPE	C	D	MAIN BODY COLOUR
1	NH-1 BLACK	BRUSHED ALUMINIUM	BLACK NH-1 CANDY BLAZING RED R-195C SHIELD GOLD METALLIC YR-315M

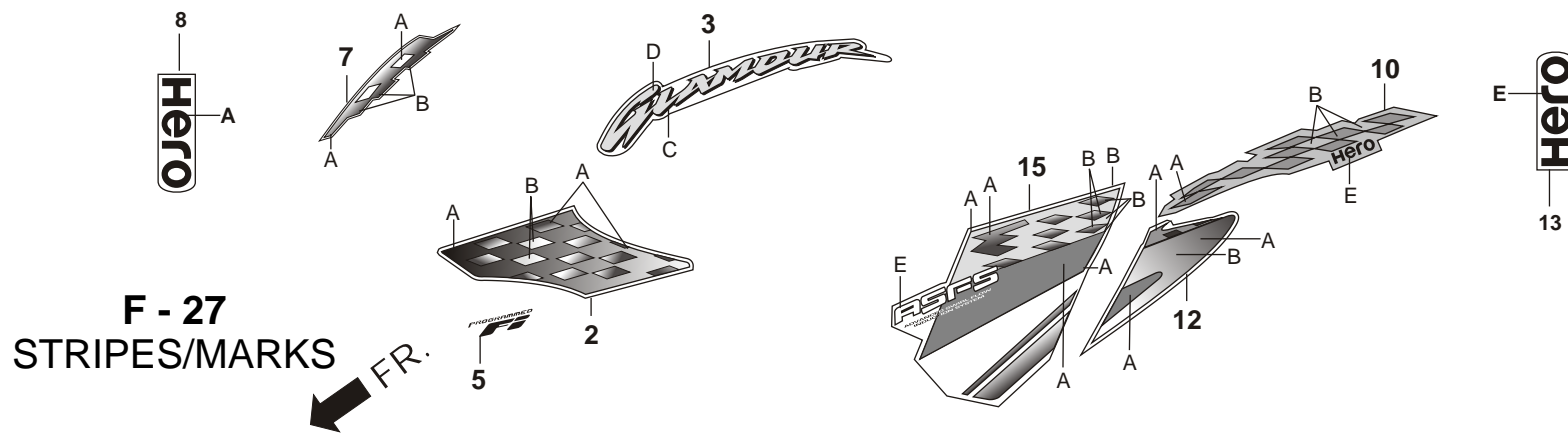
**F - 27
STRIPES/MARKS**



Service Item	F.R.T.	Ref. No.	Part No.	Description	Reqd. No.	
					GLAMOUR FI	
					DRUM	DISC
					KICK	SELF
		4	86223-AAN-H40	EMBLEM, R. SHROUD	1	1

SPECIFIED COLOUR CHART FOR EMBLEM, RIGHT SHROUD

SPECIFIED COLOUR TYPE	MAIN BODY COLOUR
	BLACK NH-1
	CANDY BLAZING RED R-195C
	SHIELD GOLD METALLIC YR-315M



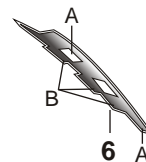
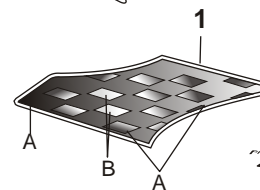

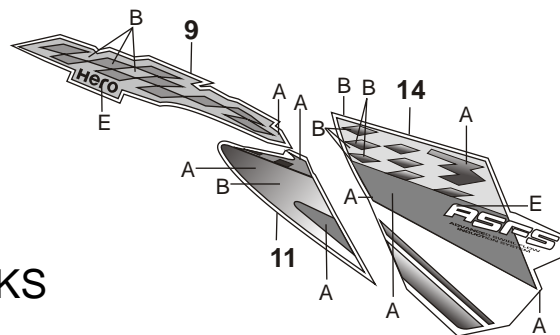
**F - 27
STRIPES/MARKS**

Service Item	F.R.T.	Ref. No.	Part No.	Description	Reqd. No.	
					GLAMOUR FI	
					DRUM	DISC
					KICK	SELF
		5	86323-AAN-H40	EMBLEM, LEFT SHROUD	1	1

SPECIFIED COLOUR CHART FOR EMBLEM, LEFT SHROUD

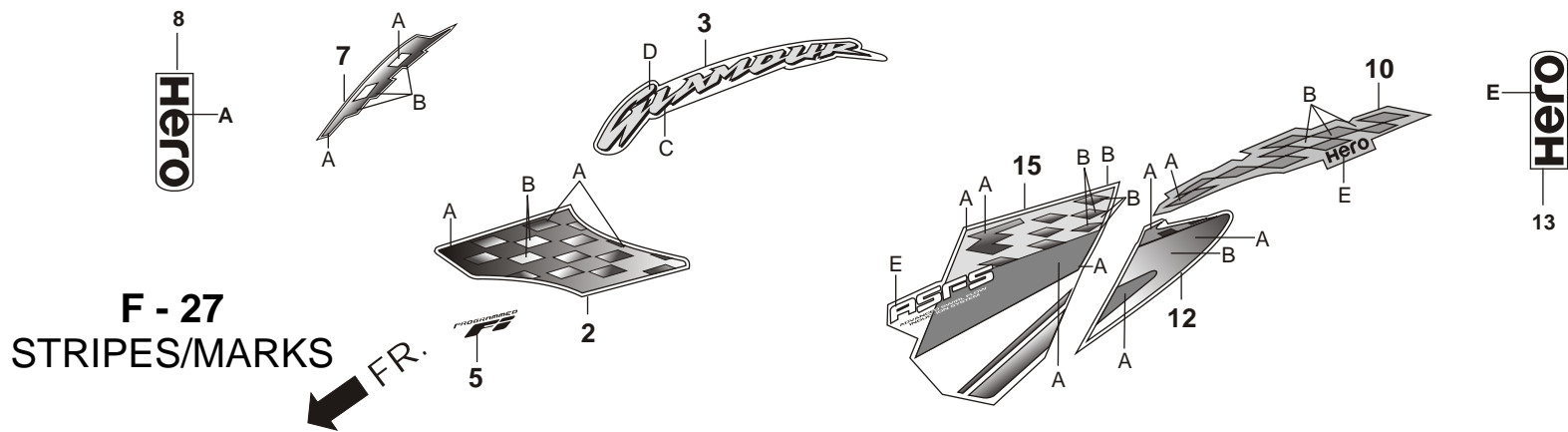
SPECIFIED COLOUR TYPE	MAIN BODY COLOUR
	BLACK NH-1
	CANDY BLAZING RED R-195C
	SHIELD GOLD METALLIC YR-315M

F - 27 STRIPES/MARKS



Service Item	F.R.T.	Ref. No.	Part No.	Description	Reqd. No.	
					GLAMOUR FI	
					DRUM	DISC
					KICK	SELF
		6	86611-KTR-A20ZA	STRIPE, RIGHT FRONT COWL *TYPE-1*	1	1
			86611-KTR-A20ZB	STRIPE, RIGHT FRONT COWL *TYPE-4*	1	1
			86611-KTR-A20ZG	STRIPE, RIGHT FRONT COWL *TYPE-6*	1	1

SPECIFIED COLOUR CHART FOR STRIPE RIGHT FRONT COWL			
SPECIFIED COLOUR TYPE	A	B	MAIN BODY COLOUR
1	NH-1 BLACK	R-321 SPORTS RED	BLACK NH-1
4	R-195C CANDY BLAZING RED	NH-1 BLACK	CANDY BLAZING RED R-195C
6	YR-315M SHIELD GOLD METALLIC	NH-1 BLACK	SHIELD GOLD METALLIC YR-315M

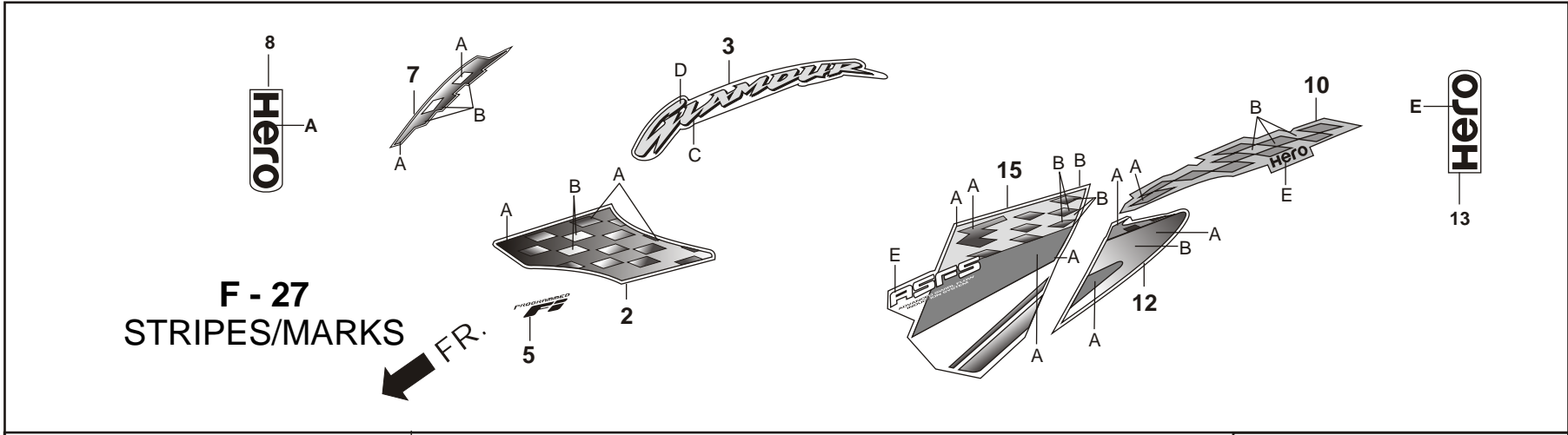


**F - 27
STRIPES/MARKS**

Service Item	F.R.T.	Ref. No.	Part No.	Description	Reqd. No.	
					GLAMOUR FI	
					DRUM	DISC
					KICK	SELF
		7	86612-KTR-A20ZA	STRIPE, L FR. COWL *TYPE-1*	1	1
			86612-KTR-A20ZB	STRIPE, L FR. COWL *TYPE-4*	1	1
			86612-KTR-A20ZG	STRIPE, L FR. COWL *TYPE-6*	1	1

SPECIFIED COLOUR CHART FOR STRIPE LEFT FRONT COWL

SPECIFIED COLOUR TYPE	A	B	MAIN BODY COLOUR
1	NH-1 BLACK	R-321 SPORTS RED	BLACK NH-1
4	R-195C CANDY BLAZING RED	NH-1 BLACK	CANDY BLAZING RED R-195C
6	YR-315M SHIELD GOLD METALLIC	NH-1 BLACK	SHIELD GOLD METALLIC YR-315M

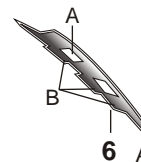
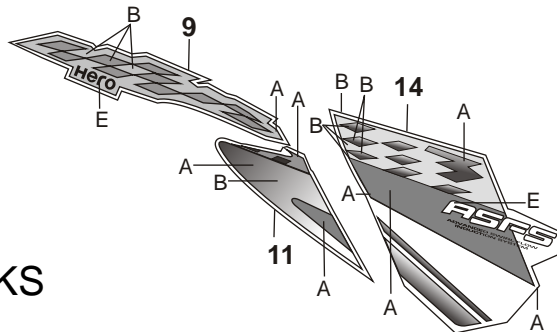


**F - 27
STRIPES/MARKS**
FR.

Service Item	F.R.T.	Ref. No.	Part No.	Description	Reqd. No.	
					DRUM	DISC
		8	86645-AAN-H20	MARK WIND SCREEN	1	1

SPECIFIED COLOUR CHART FOR MARK, WIND SCREEN		
SPECIFIED COLOUR TYPE	E	MAIN BODY COLOUR
1	NH-411M FORCE SILVER METALLIC	BLACK NH-1
		CANDY BLAZING RED R-195C
		SHIELD GOLD METALLIC YR-315M

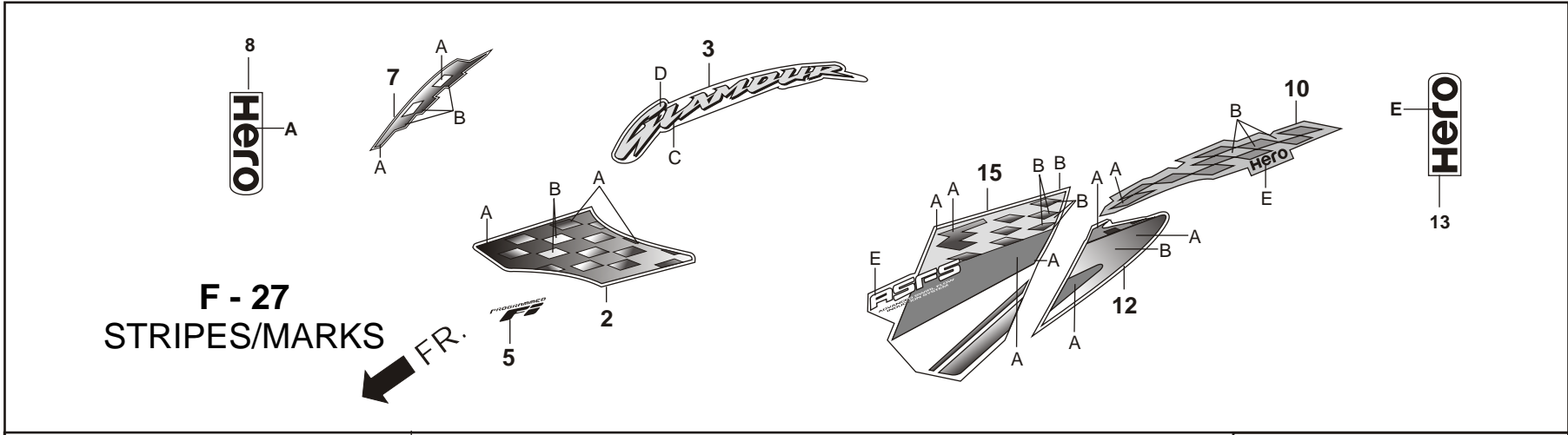
F - 27 STRIPES/MARKS



Service Item	F.R.T.	Ref. No.	Part No.	Description	Reqd. No.	
					GLAMOUR FI	
					DRUM	DISC
					KICK	SELF
		9	86771-KTR-A20ZA 86771-KTR-A20ZB 86771-KTR-A20ZG	STRIPE A, RIGHT SIDE COWL *TYPE-1* STRIPE A, RIGHT SIDE COWL *TYPE-4* STRIPE A, RIGHT SIDE COWL *TYPE-6*	1 1 1	1 1 1

SPECIFIED COLOUR CHART FOR STRIPE RIGHT SIDE COWL

SPECIFIED COLOUR TYPE	A	B	E	MAIN BODY COLOUR
1	NH-1 BLACK	R-321 SPORTS RED	WHITE	BLACK NH-1
4	R-195C CANDY BLAZING RED	NH-1 BLACK	WHITE	CANDY BLAZING RED R-195C
6	YR-315M SHIELD GOLD METALLIC	NH-1 BLACK	WHITE	SHIELD GOLD METALLIC YR-315M



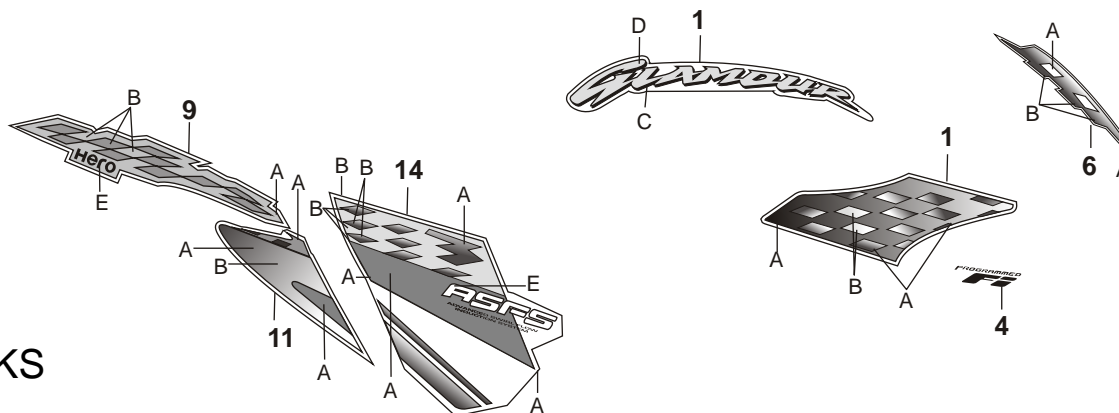
**F - 27
STRIPES/MARKS**

FR.

Service Item	F.R.T.	Ref. No.	Part No.	Description	Reqd. No.	
					GLAMOUR FI	
					DRUM	DISC
					KICK	SELF
		10	86772-KTR-A20ZA 86772-KTR-A20ZB 86772-KTR-A20ZG	STRIPE A, LEFT SIDE COWL *TYPE-1*..... STRIPE A, LEFT SIDE COWL *TYPE-4*..... STRIPE A, LEFT SIDE COWL *TYPE-6*.....	1 1 1	1 1 1

SPECIFIED COLOUR CHART FOR STRIPE A LEFT SIDE COWL				
SPECIFIED COLOUR TYPE	A	B	E	MAIN BODY COLOUR
1	NH-1 BLACK	R-321 SPORTS RED	WHITE	BLACK NH-1
4	R-195C CANDY BLAZING RED	NH-1 BLACK	WHITE	CANDY BLAZING RED R-195C
6	YR-315M SHIELD GOLD METALLIC	NH-1 BLACK	WHITE	SHIELD GOLD METALLIC YR-315M

F - 27 STRIPES/MARKS



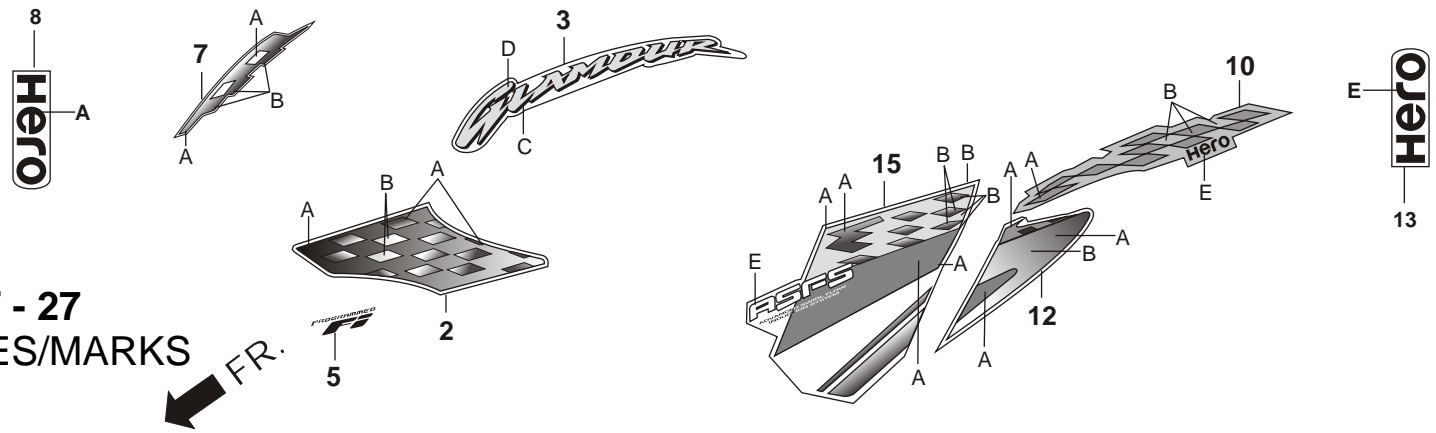
FR.

Service Item	F.R.T.	Ref. No.	Part No.	Description	Reqd. No.	
					GLAMOUR FI	
					DRUM	DISC
					KICK	SELF
		11	86773-AAN-H20ZA 86773-AAN-H20ZD 86773-AAN-H20ZG	STRIPE B, RIGHT SIDE COWL *TYPE-1* STRIPE B, RIGHT SIDE COWL *TYPE-4* STRIPE B, RIGHT SIDE COWL (TYPE-6)	1 1 1	1 1 1

SPECIFIED COLOUR CHART FOR STRIPE, B RIGHT SIDE COWL

SPECIFIED COLOUR TYPE	A	B	E	MAIN BODY COLOUR
1	NH-1 BLACK	R-321 SPORTS RED	WHITE	BLACK NH-1
4	R-195C CANDY BLAZING RED	NH-1 BLACK	WHITE	CANDY BLAZING RED R-195C
6	YR-315M SHIELD GOLD METALLIC	NH-1 BLACK	WHITE	SHIELD GOLD METALLIC YR-315M

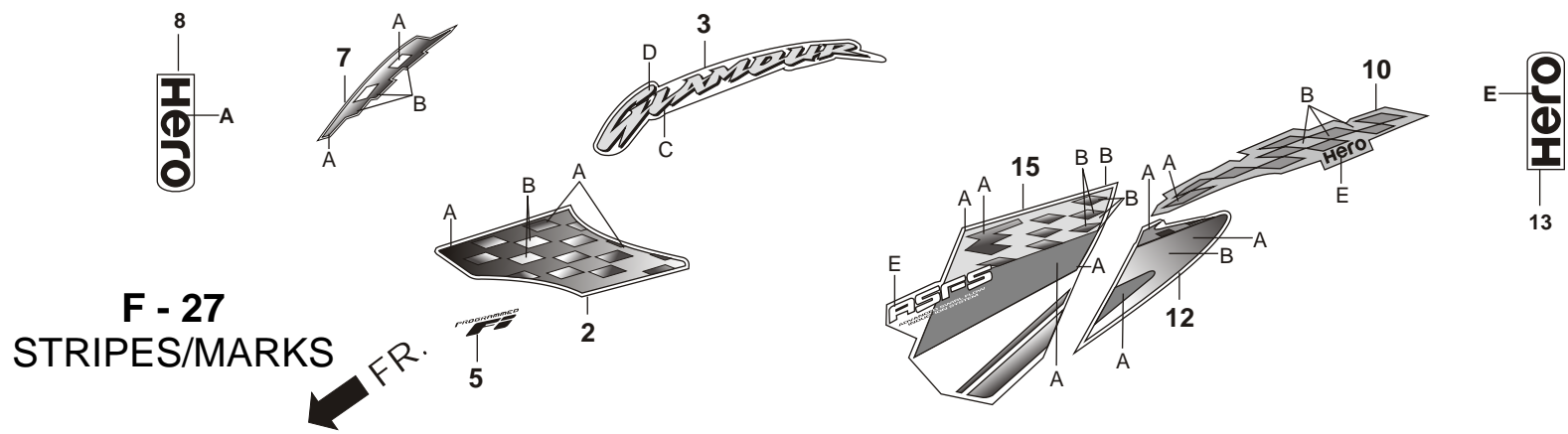
**F - 27
STRIPES/MARKS**



Service Item	F.R.T.	Ref. No.	Part No.	Description	Reqd. No.	
					GLAMOUR FI	
					DRUM	DISC
					KICK	SELF
		12	86774-AAN-H20ZA	STRIPE B, LEFT SIDE COWL *TYPE-1*	1	1
			86774-AAN-H20ZD	STRIPE B, LEFT SIDE COWL *TYPE-4*	1	1
			86774-AAN-H20ZG	STRIPE B, LEFT SIDE COWL (TYPE-6)	1	1

SPECIFIED COLOUR CHART FOR STRIPE, B LEFT SIDE COWL

SPECIFIED COLOUR TYPE	A	B	E	MAIN BODY COLOUR
1	NH-1 BLACK	R-321 SPORTS RED	WHITE	BLACK NH-1
4	R-195C CANDY BLAZING RED	NH-1 BLACK	WHITE	CANDY BLAZING RED R-195C
6	YR-315M SHIELD GOLD METALLIC	NH-1 BLACK	WHITE	SHIELD GOLD METALLIC YR-315M

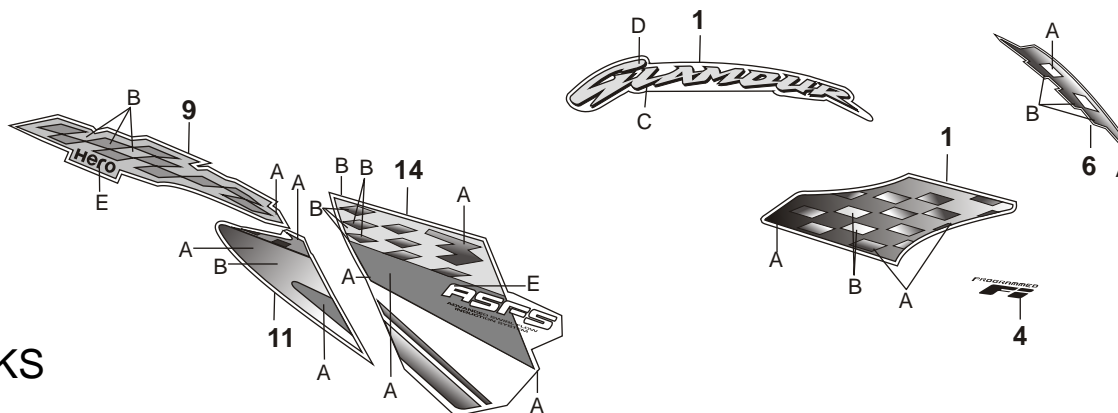


**F - 27
STRIPES/MARKS**

Service Item	F.R.T.	Ref. No.	Part No.	Description	Reqd. No.	
					GLAMOUR FI	
					DRUM	DISC
					KICK	SELF
		13	77238-AAD-H70	MARK, CENTER RR. COWL*TYPE-2*	1	1

SPECIFIED COLOUR CHART FOR MARK, CENTER RR. COWL		
SPECIFIED COLOUR TYPE	E	MAIN BODY COLOUR
1	NH-411M FORCE SILVER METALLIC	BLACK NH-1
		CANDY BLAZING RED R-195C
		SHIELD GOLD METALLIC YR-315M

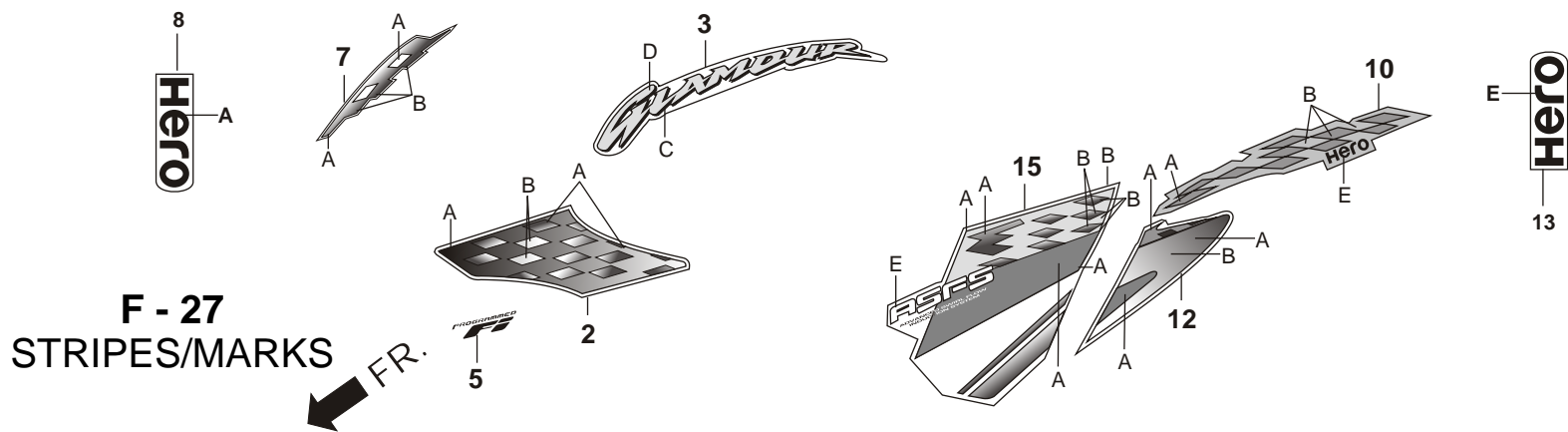
F - 27 STRIPES/MARKS



Service Item	F.R.T.	Ref. No.	Part No.	Description	Reqd. No.	
					GLAMOUR FI	
					DRUM	DISC
					KICK	SELF
		14	86831-KTR-A20ZA 86831-KTR-A20ZD 86831-KTR-A20ZG	STRIPE RIGHT SIDE COVER *TYPE-1* STRIPE RIGHT SIDE COVER *TYPE-4* STRIPE RIGHT SIDE COVER *TYPE-6*	1 1 1	1 1 1

SPECIFIED COLOUR CHART FOR STRIPE RIGHT SIDE COVER

SPECIFIED COLOUR TYPE	A	B	E	MAIN BODY COLOUR
1	NH-1 BLACK	R-321 SPORTS RED	WHITE	BLACK NH-1
4	R-195C CANDY BLAZING RED	NH-1 BLACK	WHITE	CANDY BLAZING RED R-195C
6	YR-315M SHIELD GOLD METALLIC	NH-1 BLACK	WHITE	SHIELD GOLD METALLIC YR-315M



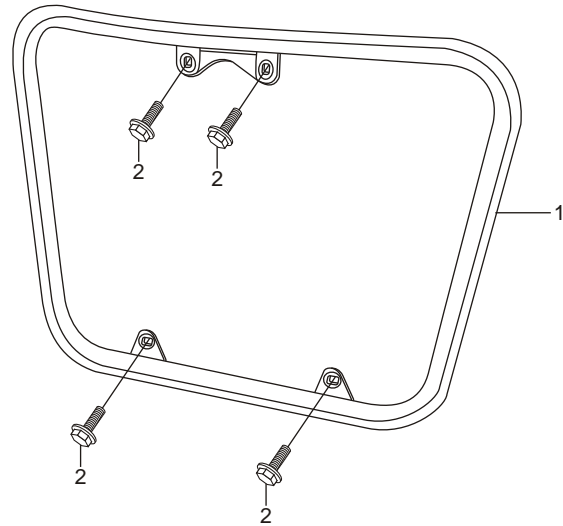
**F - 27
STRIPES/MARKS**

Service Item	F.R.T.	Ref. No.	Part No.	Description	Reqd. No.	
					GLAMOUR FI	
					DRUM	DISC
					KICK	SELF
		15	86832-KTR-A20ZA	STRIPE LEFT SIDE COVER *TYPE-1*	1	1
			86832-KTR-A20ZD	STRIPE LEFT SIDE COVER *TYPE-4*	1	1
			86832-KTR-A20ZG	STRIPE LEFT SIDE COVER *TYPE-6*	1	1

SPECIFIED COLOUR CHART FOR STRIPE LEFT SIDE COVER

SPECIFIED COLOUR TYPE	A	B	E	MAIN BODY COLOUR
1	NH-1 BLACK	R-321 SPORTS RED	WHITE	BLACK NH-1
4	R-195C CANDY BLAZING RED	NH-1 BLACK	WHITE	CANDY BLAZING RED R-195C
6	YR-315M SHIELD GOLD METALLIC	NH-1 BLACK	WHITE	SHIELD GOLD METALLIC YR-315M

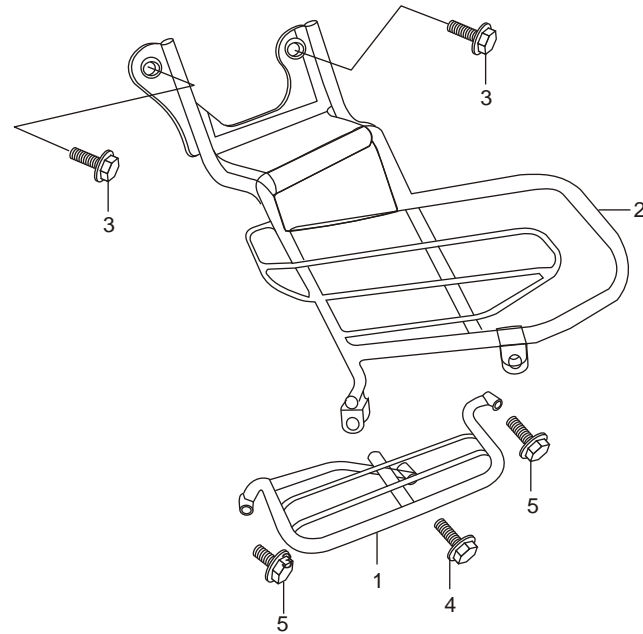
F - 28
GUARD ENGINE



FR.


Service Item	F.R.T.	Ref. No.	Part No.	Description	Reqd. No.	
					GLAMOUR FI	
					DRUM	DISC
					KICK	SELF
* GUARD, ENGINE		1	50803-KTR-840	GUARD, ENGINE	1	1
		2	95701-08016-00	BOLT, FLANGE, 8X16	4	4

F - 29
GUARD SARI



Service Item	F.R.T.	Ref. No.	Part No.	Description	Reqd. No.	
					GLAMOUR FI	
					DRUM	DISC
					KICK	SELF
*GUARD, SARI.		1	51102-KTR-A00	STEP PILLION.....	1	1
		2	51103-KTR-A00	GUARD, SARI.....	1	1
		3	95701-08016-00	BOLT, FLANGE, 8 X 16.....	2	2
		4	95701-08030-00	BOLT, FLANGE, 8 X 30.....	1	1
		5	95701-08035-00	BOLT, FLANGE, 8 X 35.....	2	2

**F - 30
CAUTION LABEL**



Service Item	F.R.T.	Ref. No.	Part No.	Description	Reqd. No.	
					GLAMOUR FI	
					DRUM KICK	DISC SELF
		1	87501-AAN-H40	MARK, CAUTION ASSY.....	1	1
		2	87522-MAB-600	LABEL, VISOR CAUTION	1	1

PART NO. INDEX - GLAMOUR PGM-FI

PART NO.	BLOCK NO.	PART NO.	BLOCK NO.	PART NO.	BLOCK NO.	PART NO.	BLOCK NO.	PART NO.	BLOCK NO.
11000		13000		16000		18000		24000	
11100-KTC-A20	E-8	13103-KTC-305	E-9	16217-KTR-940	E-13	18645-MT4-730	E-1	24430-KPH-901	E-12
11133-KPH-900	E-5	13104-KTC-305	E-9	16222-MV4-300	E-13	18651-KWA-940	F-25	24435-KTC-900	E-12
11200-KTR-A20	E-8	13105-KTC-305	E-9	16410-KTR-941	E-13	18652-KTR-940	F-25	24610-KTR-940	E-12
11200-KTR-A40	E-8	13111-087-000	E-9	16422-KTR-941	E-13	18653-KTR-940	F-25	24639-KPG-T00	E-12
11208-KTC-900	E-9	13115-001-000	E-9	16450-GFM-901	E-13	19000		24641-KTC-900	E-12
11215-KTC-901	E-8	13201-KFL-850	E-9	16472-KPH-701	E-13	19509-198-770	F-25	24651-KTC-900	E-12
11216-KTC-901	E-8	13322-KTC-900	E-9	16700-KTR-942	F-13	22000		24652-KPH-900	E-12
11217-KTC-901	E-8	13381-KPH-900	E-9	16718-KTR-940	F-13	22100-KTC-902R	E-6	24701-KTR-A00	F-17
11330-AAN-H00	E-5	14000		16719-KPH-700	F-13	28000			
11341-AAN-H00	E-7	14100-KTC-900	E-3	17000		22115-KPG-T00	E-6	28110-KTC-921	E-7C
11341-AAN-H00	E-7A	14311-KPH-900	E-9	17199-KTR-940	F-13	22116-KPG-T00	E-6	28120-KRM-851	E-7C
11341-AAN-H00	E-7A	14321-KTC-900	E-4	17210-KWA-840	F-15	22120-KTC-900	E-6	28131-KTC-920	E-7C
11346-KTR-940	E-7	14401-KTC-900	E-4	17212-KTC-900	F-15	22201-KPG-T00	E-6	28132-KPH-900	E-7C
11346-KTR-940	E-7A	14430-KTC-900	E-3	17213-KWA-940	F-15	22205-KPG-T00	E-6	28133-KPH-900	E-7C
11347-KTR-940	E-7	14451-KTC-900	E-3	17214-KWA-840	F-15	22321-KE8-000	E-6	28211-KTC-900	E-11
11347-KTR-940	E-7A	14452-KTC-900	E-3	17218-KTC-900	F-15	22350-KPG-T00	E-6	28221-KTC-900	E-11
11360-KTC-A20	E-7	14510-KTC-901	E-4	17219-KTC-900	F-15	22361-KPG-T00	E-6	28251-KTC-900	E-11
11360-KTC-A20	E-7A	14515-KTC-901	E-4	17224-KTR-900	F-15	22401-KPH-900	E-6	28262-KTC-900	E-11
11394-KPH-901	E-5	14520-KTC-902	E-4	17234-KCC-940	F-15	22810-KTC-900	E-5	28265-KPH-900	E-11
11395-KPH-901	E-7	14560-KSP-910	E-4	17234-KTR-900	F-15	22815-166-000	E-5	28271-KPH-900	E-11
11395-KPH-901	E-7A	14610-KPH-900	E-4	17235-KTC-900	F-15	22821-KTC-940	E-5	28281-KPH-900	E-11
11395-KTC-901	E-7A	14711-KTC-900	E-3	17251-KTC-900	F-15	22847-KCC-900	E-5	28282-KPH-900	E-11
12000		14721-KTC-900	E-3	17253-AAN-H40	F-15	22870-KTR-940	F-3	28293-KAG-900	F-17
12100-KTR-A40	E-2	14751-KPH-900	E-3	17316-611-000	F-25	22871-116-670	F-3	28302-KTR-840	F-17
12185-KTR-941	E-2	14771-GB4-680	E-3	17365-KTC-900	F-15	23000		2830A-KTR-840	F-17
12191-KPH-901	E-2	14775-KFM-900	E-3	17506-KTR-700	F-13	23121-KGH-900	E-6	28321-KTC-900	F-17
12195-KPH-900	E-2	14776-KPH-900	E-3	17507-KTR-940	F-13	23125-KTC-901	E-6	28333-124-000	F-17
12196-KPH-900	E-2	14781-MA6-000	E-3	17520-KTR-A40ZA	F-13	23211-KTR-940	E-10	30000	
12197-KPH-900	E-2	15000		17520-KTR-A40ZD	F-13	23221-KTR-940	E-10	30510-KTR-941	F-24
12200-KTR-A40	E-1	15341-KTC-900	E-9	17520-KTR-A40ZG	F-13	23415-KPH-900	E-10	30700-KWA-831	F-24
12209-GB4-685	E-3	15431-KTC-901	E-6	17570-KTR-941	F-13	23421-KTC-900	E-10	31000	
12211-KPH-900	E-3	15441-KTC-900	E-6	17572-KTR-940	F-13	23431-KPH-900	E-10	31100-KTR-941	E-7B
12213-KSP-910	E-1	15441-KTC-900A	E-6	17611-KCC-900	F-13	23441-KTC-901	E-10	31100-KTR-961	E-7C
12237-KPH-305	E-1	15441-KTC-900A	E-10	17613-KCC-900	F-13	23451-KTC-901	E-10	31110-KTR-941	E-7B
12251-KPH-901	E-1	15611-KTC-900	E-5	17620-GE2-931	F-13	23461-KTC-901	E-10	31110-KTR-941	E-7C
12341-KTC-A20	E-1	15661-KTC-900	E-5	17622-GB7-900	F-25	23471-KTC-902	E-10	31120-KTR-941	E-7B
12361-KTC-A20	E-1	16000		17711-S0X-A31	F-13	23481-KTC-902	E-10	31120-KTR-941	E-7C
12395-KPH-901	E-1	16016-KPH-691	E-13	17910-KTR-A40	F-3	23801-GF6-000	E-10	31200-KTC-921	E-7D
13000		16060-KPH-701	E-13	18000		23802-GN5-910	E-10	31201-KPT-A01	E-7D
13000-KTC-902	E-9	16080-KPH-701	E-13	18291-KTR-A00	F-16	24000		31204-KG8-004	E-7D
13011-KTC-305	E-9	16081-KPH-701	E-13	18293-KPK-900	F-16	24211-KTC-900	E-12	31205-KTC-921	E-7D
13021-KTC-305	E-9	16082-KPH-701	E-13	18340-KTR-940	F-16	24212-KTC-900	E-12	31206-KPW-901	E-7D
13031-KTC-305	E-9	16083-KTR-941	E-13	18345-MBT-610	F-16	24241-KPH-900	E-12	31207-MBE-008	E-7D
13041-KTC-305	E-9	16168-KTR-941	E-13	18350-AAN-H02	F-16	24301-KTC-900	E-12	31500-KVT-801	F-24
13051-KTC-305	E-9	16169-KTR-941	E-13	18355-KTR-A21	F-16	24410-KTC-900	E-12	31500-KWS-801	F-24
13101-KTC-900	E-9	16210-KTR-941	E-13	18600-KTR-A01	F-25	24421-KTC-900	E-12	31600-KPH-701	F-24
13102-KTC-305	E-9			18640-KTC-900	E-1				

PART NO. INDEX - GLAMOUR PGM-FI

PART NO.	BLOCK NO.	PART NO.	BLOCK NO.	PART NO.	BLOCK NO.	PART NO.	BLOCK NO.	PART NO.	BLOCK NO.
31000		34000		40000		45000		51000	
31916-KPH-901	E-1	34901-KSP-910	F-1	40510-KTR-940Z	F-19	45100-KTR-A20	F-8	51102-KTR-A00	F-29
32000		34906-447-710	F-23	40520-KTR-940	F-19	45133-KCC-900	F-8	51103-KTR-A00	F-29
32100-KTR-A40	F-24	34930-KWA-930	F-22	40530-KCC-900	F-19	45133-KCC-900	F-10	51400-KTR-A01	F-7
32100-KTR-A50	F-24	35000		40531-205-010	F-19	45134-250-000	F-8	51400-KTR-A01	F-7
32102-KTR-A30	F-3	35010-AAN-H40	F-2	40543-KTR-900	F-19	45134-250-000	F-10	51401-KST-941	F-7
32161-404-000	F-3	35100-AAN-H41	F-2	40545-001-000	F-19	45141-KTC-900	F-8	51403-447-730	F-7
32401-KTR-A20	F-24	35106-KTC-900	F-2	40546-KPG-T00	F-19	45145-096-650	F-8	51403-KCC-900	F-7
32406-MAK-000	F-24	35121-AAC-H30	F-2	40546-KTR-900	F-19	45145-KFM-900	F-10	51410-KWA-941	F-7
32410-KTR-A00	F-24	35122-AAC-H30	F-2			45251-KSP-861	F-9A	51412-KAG-900	F-7
32411-253-000	F-24	35150-KTC-A20	F-3	41201-KTR-900	F-11	45410-KTR-A20	F-8	51420-KTR-A01	F-7
32601-KTR-A20	E-7D	35161-KTR-942	F-24	41241-KTC-900	F-11	45435-GB2-720	F-8	51420-KTR-A01	F-7
32961-KPH-900	E-7B	35162-MN5-003	F-24	42000		45450-KTR-A20	F-3	51425-KST-901	F-7
32961-KPH-900	E-7C	35163-MN5-003	F-24					51432-KST-901	F-7
33000		35200-KTR-A21	F-3	42301-KTR-700	F-11	46000		51437-KVN-901	F-7
33100-S2K-003	F-1	35330-413-003	F-3	42303-KTR-900	F-11	46500-KTR-940	F-18	51440-KTR-901	F-7
3310A-AAN-H21	F-1	35340-KCC-841	F-3	42304-KTC-900	F-11	46514-KCC-900	F-18	51500-KTR-A01	F-7
33110-AAN-H21	F-1	35340-KST-950	F-3	42313-198-900	F-10	46515-KB9-000	F-18	51500-KTR-A01	F-7
33112-KSP-911	F-1	35350-KTR-A00	F-18	42601-AAC-H01	F-11	50000		51520-KTR-A01	F-7
33128-GBL-000	F-1	35357-KCC-900	F-18	42611-KTC-900	F-11	50100-KTR-A40	F-25		
33150-KTR-A21	F-1	35751-KPH-900	E-12	42615-198-900	F-11	50100-KTR-A50	F-25	52000	
33301-KVE-900	F-1	35752-KRM-840	E-12	42620-KTR-700	F-11	50160-KTC-900Z	F-17	52101-KTC-900	F-19
33301-KVN-900	F-22	35759-KTR-A01	E-8	42711-KCC-730	F-11	50181-KTR-940	F-16	52110-KTR-940	F-19
33302-KVN-901	F-22	35850-KR3-870	F-24	42712-KCS-920	F-9	50211-KTR-A00	F-25	52147-KTC-900	F-19
33307-KVN-901	F-22	35856-KBG-007	F-24	42712-KCS-920	F-9A	50225-KTR-900	F-25	52170-KTR-900	F-19
33311-KVN-901	F-22	37000		42712-P11-000	F-11	50301-KTR-900	F-5	52400-KTR-841	F-20
33351-KVN-901	F-22	37100-AAN-H41	F-2	43000		50400-KTR-780ZA	F-12	52410-KTR-901	F-20
3340A-KTR-A21	F-22	37100-AAN-H51	F-2	43100-KTR-700	F-10	50400-KTR-940ZB	F-12	52486-056-000	F-20
33412-KTR-A21	F-22	37105-KRJ-901	F-2	43125-KRP-981	F-8	50500-KTR-A00	F-18	52486-KAG-900	F-20
33452-KTR-A21	F-22	37202-KTR-A21	F-2	43125-KRP-981	F-10	50505-KCC-900	F-16	52489-399-600	F-20
3345A-KTR-A21	F-22	37211-KTR-A41	F-2	43141-KTC-900	F-10	50512-KTC-900	F-18	52495-098-000	F-20
33505-KTR-A21	F-2	37211-KTR-A51	F-2	43141-KTC-900	F-10	50524-001-000	F-12	53000	
33603-053-650	F-23	37212-AAN-H21	F-2	43410-KCT-690	F-10	50530-KCC-900	F-17	53100-KTC-900	F-4
33605-KVN-901	F-22	37243-323-000	F-17	43431-KTR-900	F-19	50603-KB4-000	F-17	53105-KRC-900	F-4
33606-KVN-901	F-22	37700-KTR-A21	E-8	43434-286-000	F-10	50614-413-000	F-17	53132-124-000	F-4
3360A-KTR-A41	F-22	37750-KPH-701	E-2	43451-KTC-900	F-18	50618-KCC-000	F-17	53132-KVN-870	F-4
33612-KTR-A41	F-22	38000		44000		50619-KCC-000	F-17	53133-198-900	F-4
33619-459-840A	F-16	38110-KTR-A01	F-25	44301-KTR-700	F-9	50620-KTC-900	F-17	53134-028-000	F-4
33652-KTR-A41	F-22	38117-KFE-701	F-25	44301-KTR-700	F-9A	50621-KTC-900	F-17	53135-198-900	F-4
3365A-KTR-A41	F-22	38301-KWA-831	F-24	44311-KRC-900	F-9	50661-425-670	F-17	53136-198-900	F-4
33701-AAN-H01	F-23	38306-GE7-000	F-24	44311-KRC-900	F-9A	50701-KTR-A60	F-17	53136-198-900	F-4
33702-AAN-H01	F-23	38501-MCS-G00	F-24	44601-AAC-H31	F-9	50702-KTR-A60	F-17	5313A-AAN-H20	F-4
33704-KTR-901	F-23	38502-KSP-910	F-24	44601-AAC-H31	F-9A	50710-461-770	F-17	53140-KTR-A20	F-3
33705-KTR-901	F-23	38506-KSP-910	F-24	44620-400-000	F-9	50712-438-730	F-17	53166-KTR-A20	F-3
33714-KL3-620	F-25	38770-KTR-942	F-24	44620-400-000	F-9A	50713-438-730	F-17	53168-166-000	F-3
33741-KTC-900	F-21	38771-KTR-940	F-24	44711-KFN-850	F-9	50715-KCC-900	F-17	53171-KCC-900	F-3
				44711-KFN-850	F-9A	50718-KCC-900	F-17	53172-KTC-920	F-3
						50803-KTR-840	F-28	53173-KTR-A20	F-3
								53175-AAF-H00	F-3

PART NO. INDEX - GLAMOUR PGM-FI

PART NO.	BLOCK NO.	PART NO.	BLOCK NO.	PART NO.	BLOCK NO.	PART NO.	BLOCK NO.	PART NO.	BLOCK NO.
53000		75000		83000		87000		90000	
53178-AAF-H00	F-3	75581-673-000	F-13	83520-KTC-900	F-25	87522-MAB-600	F-30	90108-223-000	F-17
53179-KTC-900	F-3	77000		83550-KCC-900	F-25	88000		90111-187-000	F-15
53200-KTR-A20	F-5	7711A-AAC-H00	F-12	83551-300-000	F-13	88110-AAN-H01ZG	F-3	90111-187-020	F-15
53200-KTR-A30	F-5	77156-KTR-900	F-12	83600-KTR-A20ZA	F-14	88110-KTR-900ZA	F-3	90111-MR5-000	F-24
53209-GAH-000	F-1	77160-KTR-900	F-25	83600-KTR-A20ZD	F-14	88110-KTR-900ZG	F-3	90114-310-000	F-3
53211-268-010	F-5	77200-KTR-A20	F-12	83600-KTR-A20ZG	F-14	88114-198-D10	F-3	90116-KAG-900	F-7
53212-200-000	F-5	77202-KCC-900	F-12	84000		88115-KTR-900	F-3	90118-383-000	F-19
53214-200-000	F-5	77202-KCC-900	F-12	84701-KTC-900	F-21	88120-AAN-H01ZG	F-3	90122-KRY-971	F-24
53215-KTR-900	F-5	77202-KCC-900	F-21	84701-P26-D00A	F-21	88120-KTR-900ZA	F-3	90123-KRM-860	F-7
53221-KTR-900	F-5	77204-KCC-900	F-12	84702-KCC-900	F-12	88120-KTR-900ZG	F-3	90123-KST-941	F-7
53222-KTR-900	F-5	77206-KCC-900	F-12	84702-KCC-900	F-21	89000		90133-331-770	F-19
53230-KTR-940	F-4	77206-KTR-900	F-12	86000		89102-AAC-000	F-26	90183-KTC-900	F-19
61000		77209-KAG-900	F-23	86173-KTR-A20ZA	F-27	89102-KTC-900	F-26	90201-MW3-620	F-3
61100-KTR-A20ZA	F-6	77220A-KTR-A20	F-12	86173-KTR-A20ZD	F-27	89216-AAD-H00	F-26	90206-001-000	E-3
61100-KTR-A20ZD	F-6	77220-KY6-000	F-12	86173-KTR-A20ZK	F-27	89216-KTC-900	F-26	90231-087-010	E-6
61100-KTR-A20ZG	F-6	77230-AAN-H20ZG	F-12	86223-AAN-H40	F-13	90000		90231-KM7-700	E-6
61102-KTC-900	F-6	77230-KTR-A20ZA	F-12	86223-AAN-H40	F-27	90001-KTC-900	E-8	90301-473-000	F-10
61103-KTR-940	F-6	77230-KTR-A20ZD	F-12	86323-AAN-H40	F-13	90003-KCC-840	F-3	90304-GA6-000	F-4
61104-KTR-940	F-6	77235-KTR-900	F-23	86323-AAN-H40	F-27	90004-GHB-650	E-13	90304-KPH-900	F-16
61105-KTC-900	F-1	77238-AAD-H70	F-27	86611-KTR-A20ZA	F-27	90005-KY7-000	E-4	90304-KSP-900	F-4
61105-KTC-900	F-1	77240-AAN-H20ZG	F-12	86611-KTR-A20ZG	F-27	90012-333-000	E-3	90306-KF0-000	F-9
61105-KTC-900	F-6	77240-KTR-A20ZA	F-12	86612-KTR-A20ZA	F-27	90022-MG8-000	E-12	90306-KF0-000	F-9A
61107-KK6-000	F-21	77240-KTR-A20ZD	F-12	86612-KTR-A20ZB	F-27	90031-KTC-900	E-8	90306-KF0-000	F-10
61107-KK6-000	F-25	77248-KTR-900	F-12	86612-KTR-A20ZG	F-27	90032-KTC-900	E-8	90306-KF0-000	F-19
61300-KTR-A20ZA	F-1	77250-AAN-H20ZG	F-12	86645-AAN-H20	F-27	90033-KTC-900	E-8	90306-KRY-971	F-24
61300-KTR-A20ZD	F-1	77250-KTR-A20ZA	F-12	86771-KTR-A20ZA	F-27	90050-KPH-900	E-6	90307-001-000	F-11
61300-KTR-A20ZG	F-1	77250-KTR-A20ZD	F-12	86771-KTR-A20ZB	F-27	90071-MB0-000	E-7D	90307-GJ6-000	F-1
61311-KTR-A20	F-1	77258-KTR-900	F-12	86772-KTR-A20ZG	F-27	90083-KVH-900	E-4	90311-MT3-000	F-1
61312-149-300	F-1	77266-KTR-A00	F-12	86772-KTR-A20ZA	F-27	90084-KWA-930	E-7A	90311-MT3-000	F-15
61314-KTC-900	F-1	77267-KTR-900	F-12	86772-KTR-A20ZB	F-27	90084-KTC-A20	E-7A	90320-GC3-000	F-1
64000		80000		86772-KTR-A20ZG	F-27	90085-KWA-920	E-7C	90320-GC3-000	F-12
6410A-AAN-H20	F-1	80100-KTR-A20	F-21	86773-AAN-H20ZA	F-27	90087-KTC-A20	E-7	90320-GC3-000	F-21
64200-AAN-H40ZA	F-13	80101-443-000	F-1	86773-AAN-H20ZG	F-27	90087-KTC-A20	E-7A	90324-KCC-900	F-13
64200-AAN-H40ZB	F-13	80101-443-000	F-2	86773-AAN-H20ZD	F-27	90101-087-720	F-12	90325-KCC-900	F-13
64200-AAN-H40ZG	F-13	80104-KTR-900	F-21	86773-AAN-H20ZG	F-27	90101-GE0-000	F-12	90380-MB2-000	F-22
64224-AAN-H40ZA	F-27	80151-KTR-A20	F-21	86774-AAN-H20ZA	F-27	90101-GE0-000	F-14	90381-KWA-940	F-13
64224-AAN-H40ZB	F-27	83000		86774-AAN-H20ZD	F-27	90101-KCC-900	F-25	90381-KWA-940	F-14
64224-AAN-H40ZG	F-27	83402-KTR-A21	F-1	86774-AAN-H20ZG	F-27	90101-KCC-900	F-16	90403-KPH-900	E-6
64300-AAN-H40ZA	F-13	83407-KTR-940	F-15	86831-KTR-A20ZA	F-27	90102-GB2-720	F-12	90407-259-000	E-8
64300-AAN-H40ZB	F-13	83500-KTR-A20ZA	F-14	86831-KTR-A20ZD	F-27	90102-KVN-900	F-4	90412-187-000	E-10
64300-AAN-H40ZG	F-13	83500-KTR-A20ZD	F-14	86831-KTR-A20ZG	F-27	90104-KVN-900	F-22	90412-KPH-900	E-10
64310-198-D20A	F-1	83500-KTR-A20ZG	F-14	86832-KTR-A20ZA	F-27	90105-MK5-010	F-9A	90432-086-000	E-6
64311-KTR-A20	F-1	83502-KCC-900	F-13	86832-KTR-A20ZD	F-27	90107-GZ4-670	F-12	90435-HB3-000	E-12
64324-AAN-H40ZA	F-27	83511-KTR-900	F-25	86832-KTR-A20ZG	F-27	90107-KAN-900	F-16	90439-SB2-010	E-7B
64324-AAN-H40ZB	F-27	83517-KTR-940	F-25	87000		90102-KVN-900	F-4	90439-SB2-010	E-7C
64324-AAN-H40ZG	F-27	83518-KTR-940	F-25	87501-AAN-H40	F-30	90104-KVN-900	F-22	90441-286-000	E-1
		83519-KTR-900	F-25			90105-MK5-010	F-9A	90441-KRM-840	E-10
						90107-GZ4-670	F-12	90441-ME9-000	E-1
						90107-KAN-900	F-16	90443-107-000	E-1

PART NO. INDEX - GLAMOUR PGM-FI

PART NO.	BLOCK NO.	PART NO.	BLOCK NO.	PART NO.	BLOCK NO.	PART NO.	BLOCK NO.	PART NO.	BLOCK NO.
90000		91000		94000		95000		96000	
90443-MB0-000	E-2	91251-KPH-901	F-9A	94001-06070-0S	F-2	95015-32001	F-18	96001-06022-00	E-4
90452-KGH-900	E-10	91255-169-000R	F-7	94001-06090-0S	F-3	95015-42000	F-8	96001-06022-00	E-7B
90452-KPH-900	E-11	91258-KEJ-900	F-9A	94001-06090-0S	F-19	95015-42000	F-18	96001-06022-00	E-7C
90454-KPH-900	E-11	91301-KPH-701	E-13	94001-08000-0S	F-10	95015-53000	F-18	96001-06025-00	E-7
90461-357-000	E-1	91301-KTC-900	E-6	94001-08000-0S	F-19	95015-81000	F-17	96001-06025-00	E-7A
90461-GB4-770	E-10	91303-377-000	E-7	94021-06000-0S	F-24	95018-46320	F-15	96001-06025-07	F-3
90461-KTC-900	E-10	91303-377-000	E-7A	94021-06000-0S	F-25	95301-10110-00	F-25	96001-06028-00	E-7A
90463-KRM-840	E-5	91303-719-000	E-5	94030-10000	F-17	95701-06012-00	E-3	96001-06035-00	E-7
90501-GBL-730	E-6	91304-704-000	F-11	94030-10000	F-25	95701-06012-00	E-5	96001-06035-00	E-7A
90501-KC2-750	F-25	91304-KPH-700	E-13	94050-06000	F-8	95701-06012-00	F-1	96001-06040-00	E-5
90502-198-900	F-18	91305-KPH-900	E-8	94050-06000	F-16	95701-06012-00	F-13	96001-06040-00	E-7
90503-KTR-900	F-4	91306-MG3-000	E-4	94050-06000	F-23	95701-06012-08	F-12	96001-06040-00	E-7A
90505-425-000	F-10	91307-035-000	E-5	94050-08000	F-16	95701-06014-00	E-2	96001-06060-00	E-8
90521-292-000	F-7	91309-425-003	E-7D	94050-10000	F-20	95701-06014-00	E-4	96001-06095-00	E-1
90544-439-930	F-7	91320-MB0-000	E-7D	94050-10000	F-22	95701-06016-00	E-8	96100-60010-00	E-10
90551-178-000	F-20	91356-KAG-900	F-7	94050-12000	E-7B	95701-06016-00	E-9	96100-62000-00	E-6
90558-KTR-900	F-19	91356-KGH-901	E-7	94050-12000	E-7C	95701-06016-00	F-23	96100-62010-00	E-10
90559-KTR-900	F-19	91356-KGH-901	E-7A	94101-04800	F-20	95701-06016-08	F-15	96100-62030-00	E-10
90563-355-000	F-12	91372-KPH-900	E-1	94101-05000	F-1	95701-06016-08	F-21	96140-63010-10	F-9
90563-355-000	F-21	91455-MG8-000	F-4	94101-05000	F-15	95701-06016-08	F-24	96140-63010-10	F-11
90563-355-000	F-23	91509-GE2-760	F-1	94101-06000	F-4	95701-06016-08	F-25	96150-62030-10	F-11
90601-GF5-730	F-7			94101-06000	F-17	95701-06020-00	F-6	96150-63010-10	F-9A
90601-KTC-900	E-10	92000		94101-06000	F-19	95701-06020-07	F-25	96211-08000	F-5
90605-KTC-900	E-10	92000-06012-OA	F-17	94101-06000	F-21	95701-06020-08	F-12	96211-08000	F-17
90605-KTC-900	E-11	92000-06012-OA	F-17	94101-08000	F-17	95701-06020-08	F-21	96220-30085	E-12
90652-KT1-771	F-24	92000-06012-OA	F-19	94101-08000	F-19	95701-06025-00	E-7D	96600-08025-00	F-2
90661-KTR-940	F-13	92000-06012-OA	F-21	94101-10000	F-25	95701-06032-00	F-8	96700-06018-00	E-12
90702-GB6-910	E-3	92101-06010-OA	E-10	94103-06000	F-1	95701-06035-00	F-10	98000	
90702-GB6-910	E-5	92101-08032-OA	F-17	94103-06700	F-2	95701-06110-00	E-1	98200-31000	F-24
90702-GB6-910	E-7	92800-12000-00	E-8	94111-10000	F-19	95701-08016-00	F-16	98200-31500	F-24
90702-GB6-910	E-7A	92811-10000	F-10	94201-16150	F-17	95701-08016-00	F-25	98200-32000	F-24
90741-003-000	E-9	92900-08028-0E	E-1	94201-20150	F-10	95701-08016-00	F-28		
90741-KGH-900	E-9			94201-20150	F-18	95701-08016-00	F-29	99000	
90753-029-000	F-11	93000		94201-20150	F-19	95701-08016-07	F-17		
		93500-04025-0G	F-15	94201-30250	F-18	95701-08020-00	F-12	99001-14170	F-26
		93500-05010-1A	F-1	94301-10120	E-2	95701-08030-00	F-29	99007-45000	F-26
		93500-05010-1H	E-13	94301-10120	E-8	95701-08035-00	F-29		
		93500-05016-0A	F-15	94303-03050	E-9	95701-08035-08	F-13		
		93500-05022-1G	F-3	95000		95701-08040-00	F-5		
		93500-05022-1G	F-3			95701-10045-07	F-17		
		93500-05025-0G	E-13	95002-02070	F-25	95801-10035-02	F-20		
		93891-04020-07	F-24	95002-02130	F-15				
		93892-05012-18	E-13	95002-40800-08	E-13	96000			
		93901-24680	F-23	95002-80000	F-15	96001-06014-00	E-1		
		93901-32220	F-1	95011-51000	F-17	96001-06016-00	E-1		
		93903-22480	F-2	95014-71702	F-18	96001-06016-00	E-7B		
		93903-24320	F-1	95014-72302	F-17	96001-06016-00	E-7C		
		93903-34380	F-12	95014-73100	F-18	96001-06016-07	F-1		
		93913-25210	F-21	95015-32001	F-8	96001-06020-00	E-1		

AMENDMENTS RECORD

S.No.	Page No.	Old Part No.	Revised Part No.	Date	Signature	Remarks